

The logo for Ultra Site, featuring the word "ultra" in white lowercase letters on a blue background, and "site" in white lowercase letters on a red background. A small "TM" trademark symbol is located to the right of the red box.

ultra site™

A PLAYCORE Company



PARK FURNISHINGS & SITE AMENITIES
Over 25 Years of Quality and Service



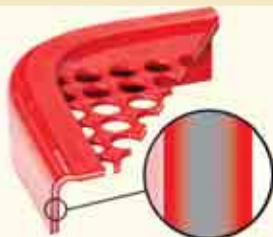
A PLAYCORE Company

THE UltraSite™ Advantage

- Quality Products
- Excellent Customer Service
- Thermoplastic Coating
- Competitive Pricing

7 Reasons

7 reasons to choose the superior performance of UltraCoat™.



1 Superior Adhesion



2 Resistance to Cutting & Vandalism



3 Smooth Finish Prevents Mold & Mildew



What is UltraCoat™?

UltraCoat™ is a premium thermoplastic coating by UltraSite™ with superior adhesion that creates a seal tight bond to the metal surface and ensures a smooth, shiny finish without the use of PVC's.

4-17

Premium Collection



UltraCoat™ Thermoplastic Finish

- 6-7 Palmetto & Savannah
- 8-9 Charleston & Lexington
- 10-11 Hamilton
-  12-15 Recycled Collection
- 16-17 Bollard Collection

18-51

Classic Furnishings



UltraCoat™ Thermoplastic Finish

- 22-31 Classic Benches
- 32-46 Classic Tables
- 47-51 Classic Specialty Items

52-81

Traditional Furnishings



 Recycled, Wood & Aluminum

- 54-59 Traditional Benches
- 60-69 Traditional Tables
- 70-71 Specialty Items
- 72-75 Bike Rack Collection
- 76-77 Grills
- 78-79 Receptacles
- 80-81 Early Childhood

82-85

Product Showcase



Specialty Items

- 82 Spectator Seating
- 83 UltraShade™
- 83 UltraShelter™
- 84-85 BarkPark®

86-91

Customization



- 86-87 Product Index
- 88 Ordering & Warranty
- 89-91 Color & Style Choices

Think 100% Recycled Plastic

100% RECYCLED PLASTIC is part of the UltraSite Advantage that provides responsible resource management. We focus on reducing pollution and waste production to save the environment for future generations. Refer to pg. 12-15 for our recycled plastic offerings

UltraCoat™ PVC Coating



4 No Runs or Drips



5 Easily Repaired



6 UV Protection



7 Environmentally Friendly



91C-S6 6' Hamilton Bench with back and center arm, Spartan Bronze



LX-36RB Lexington Trash Receptacle, Spartan Bronze with Rain Bonnet Lid

Premium Collection

UltraSite features the Premium Collection offering site furnishings that are comfortable, stylish, and affordable. These offerings meet the exacting needs of architects, designers, and park & recreation professionals.

PG 6 Palmetto Collection

Contoured rod styling that fits into any contemporary setting.



SV-R32FT Receptacle and 800P-RS3 Palmetto Bench

PG 7 Savannah Collection

Morning, Bow, or Slat styling gives our contemporary twist on a traditional craftsman design.



SV-S32FT Trash Receptacle 922-B6 6' Savannah Bow Bench

PG 8 Charleston Collection

Ornate cast aluminum design for a modern version of the great styles of antiquity.



RD2418-LX Round Planter and 964-S6 6' Charleston Slat Bench

PG 9 Lexington Collection

Our Lexington series of cast aluminum frames for furnishings that are both elegant and comfortable.



EX-12 Ash Tray and 954-V6 6' Lexington Bench

PG 10 Hamilton Collection

Movable seating with distinctive styling like the Hamilton Bench and Trash Receptacle.



91-S6 6' Bench with optional center arm RD2418-LX Round Planter



800-RS4 4-Seat Palmetto Bench

The Palmetto Collection

The Palmetto Bench is manufactured with a unique contour style utilizing 5/8" steel rods to create an elegant look for any setting.

800 Palmetto Bench

The Palmetto Bench is made with 4 individual 23" wide seats for an approximate 8' overall length. The product is protected with high-quality powder-coating over zinc rich primer for a long lasting finish. The bench can be portable (P), surface mount (SM), or inground (S) mounted. Thermoplastic coating is optional.

- 2, 3, and 4 seat options
- All stainless steel hardware

| 2-Seat | 3-Seat | 4-Seat |
|---------|---------|---------|
| 800-RS2 | 800-RS3 | 800-RS4 |

5/8" Steel Rods



(R) Rod Style



SV-R32FT Palmetto Trash Receptacle with Flat Top (Liner and lid are included with the Palmetto Receptacle)

SV-R32 Palmetto Trash Receptacle

The Palmetto Receptacle is also manufactured with 5/8" steel rods to create an exceptional look for collecting trash. It has 32-gallon capacity and can be surface mount (SM) or portable (P). High-quality powder-coating is standard, but thermoplastic coating is optional.

- 29" square x 33-3/16" high

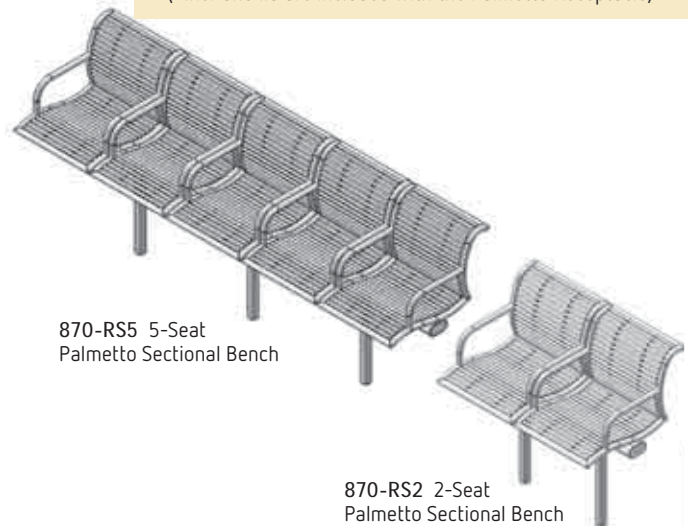
| Flat Top | Ash Urn | Rain Bonnet |
|----------|----------|-------------|
| SV-R32FT | SV-R32AU | SV-R32RB |

870 Palmetto Sectional Bench

The Palmetto Transit Bench features the Palmetto rod style with arm rest to designate seating areas. It is available with 2,3,4 and 5 seat options. Available in Surface (SM), Portable (P), and In Ground (S) mounting options.

- 2, 3, 4, and 5 seat options
- All stainless steel hardware

| 2-Seat | 3-Seat | 4-Seat | 5-Seat |
|---------|---------|---------|---------|
| 870-RS2 | 870-RS3 | 870-RS4 | 870-RS5 |



870-RS5 5-Seat Palmetto Sectional Bench

870-RS2 2-Seat Palmetto Sectional Bench



922-B6 6' Savannah Bow Bench


SV-B32FT Trash Receptacle

922 Savannah Bench

The Savannah Bench comes in a variety of styles which include the Morning (M), Bow (B), or Slat (S) styles. Benches and trash receptacles have a 2" x 2" square tube frame that bolts together. Portable and/or surface mount with high-quality UltraCoat™ thermoplastic finish.

- 4' and 6' lengths
- 2" x 2" all MIG welded square tube frame
- All stainless steel hardware

| 4' Bench | 6' Bench |
|----------|----------|
| 922-B4 | 922-B6 |
| 922-M4 | 922-M6 |
| 922-S4 | 922-S6 |



922-M6 6' Savannah Morning Slat Bench



SV-S32FT Savannah Flat Top Receptacle

SV-32 Savannah Trash Receptacle

- 32 gallon capacity
- Lid and plastic liner included
- 2" x 2" all MIG welded square tube frame
- Portable and/or surface mount
- Only available in powder-coat colors
- 29" square x 33-1/2" high

| Flat Top | Ash Urn | Rain Bonnet |
|----------|----------|-------------|
| SV-B32FT | SV-B32AU | SV-B32RB |
| SV-M32FT | SV-M32AU | SV-M32RB |
| SV-S32FT | SV-S32AU | SV-S32RB |



922-S6 6' Savannah Slat Bench



Standard Thermoplastic Finish Cast Aluminum Frame



964-S6 6' Charleston Slat Bench

964 Charleston Bench

The Charleston Bench is manufactured with a steel contour seat and an aluminum cast ornate frame for exceptional style. This bench can also be used with the add-on option to create a continuous bench. Available with a high-quality UltraCoat™ thermoplastic finish in portable and/or surface mount options.

- 4' and 6' lengths
- 1-1/2" cast aluminum frame
- All stainless steel hardware
- Portable and/or surface mount
- Use code (AO) for add-on sections

| 4' Bench | 6' Bench |
|----------|----------|
| 964-V4 | 964-V6 |
| 964-P4 | 964-P6 |
| 964-FB4 | 964-FB6 |
| 964-W4 | 964-W6 |
| 964-S4 | 964-S6 |

Add a matching trash receptacle...

LX-36 Lexington Trash Receptacle

- 1/8" x 2" steel flat bar
- All MIG welded frame
- Only available in powder-coat finish
- Front-loading receptacle with door option available. (LXD-36FT, LXD-36AU, LXD-36RB)
- All stainless steel hardware
- Available inground (S) or surface mount (SM)

The Lexington Trash Receptacle coordinates with any bench that has slat patterns.

Reminder



LX-36 36 Gallon Receptacle with Rain Bonnet Lid

| | Flat Top | Ash Urn | Rain Bonnet |
|---------------|----------|---------|-------------|
| Vertical Slat | LX-36FT | LX-36AU | LX-36RB |

| Frame Option | Added Abbreviation: |
|--|---------------------|
| Add-ons | AO |
| Examples: 964AO- Add the abbreviation after the initial number to designate mounting option | |



PR-32 Trash Receptacle
FTR-32-08 Flat Lid
PL-32 Plastic Liner



954-PL6 6' Custom Logo Bench with back



The Lexington Collection features our high-quality UltraCoat™ thermoplastic coating. Not only is the collection durable but it also offers the correct depth, height, and seat arm rests to meet ADA accessibility requirements.

Cast Aluminum Frame Standard Thermoplastic Finish



954 Lexington Bench with back

The Lexington Bench is available in 4', 6', and 8' lengths. It features a cast aluminum frame with the UltraCoat™ thermoplastic finish. These benches are both portable and/or surface mount.

- 4', 6', and 8' lengths
- 1-1/2" cast aluminum frame
- All stainless steel hardware
- Add-ons optional (Example: 954AO-V4)
- Use code (AO) for add-on sections

| WITH BACK | 4' Bench | 6' Bench | 8' Bench |
|-----------|----------|----------|----------|
| | 954-V4 | 954-V6 | 954-V8 |
| | 954-P4 | 954-P6 | 954-P8 |
| | 954-FB4 | 954-FB6 | 954-FB8 |
| | 954-W4 | 954-W6 | 954-W8 |
| | 954-S4 | 954-S6 | 954-S8 |



958-P4 4' Perforated Bench without back

See page 21 for custom options

958 Lexington Bench without back

| WITHOUT BACK | 4' Bench | 6' Bench | 8' Bench |
|--------------|----------|----------|----------|
| | 958-V4 | 958-V6 | 958-V8 |
| | 958-P4 | 958-P6 | 958-P8 |
| | 958-FB4 | 958-FB6 | 958-FB8 |
| | 958-W4 | 958-W6 | 958-W8 |
| | 958-S4 | 958-S6 | 958-S8 |

| Frame Option | Added Abbreviation |
|--|--------------------|
| Add-ons | AO |
| Examples: 954AO-, 958AO- Add the abbreviation after the initial number to designate mounting option | |

Die Formed Steel Seating



Diamond (V) Perforated (P) Fiesta (FB) Wave (W) Slat (S)

Hamilton Collection

offers both stationary and moveable seating for park facilities. Multiple installations can accommodate large groups.



30SM-S Solid top table with vertical slat seats

30 Hamilton Table with seats

- 36" high solid table top
- 24" vertical slat seat design
- All MIG welded frame, 4" square tube
- All stainless steel hardware
- Available inground (S) or surface mount (SM)
- Only available in powder-coat finish

| | 4-Seats | 3-Seats with Single Access | 2-Seats with Double Access |
|---------------|---------|----------------------------|----------------------------|
| Vertical Slat | 30-S | 30H-S | 30H2-S |



Add a portable seating option... 364 Hamilton Table

- 36" square or round table top
- Diamond (V), Perforated (P), or Solid (SD) table design
- 30" high with a contour frame design
- 1" x 1" square bar with non-trip design
- All MIG welded frame
- All stainless steel hardware
- Only available in powder-coat finish
- Portable only

| | Square | Round |
|------------|--------|----------|
| Diamond | 364-V | 364-RDV |
| Perforated | 364-P | 364-RDP |
| Solid | 364-SD | 364-RDSD |




364-RDSD Hamilton Table with (2) 91-S2 Vertical Slat Chairs

30 Hamilton Table with Seats
Available in Surface Mount (SM) and Inground Mount (S) only



LX-36FT Lexington Trash Receptacle

91-S6 6' Bench with back



91N-S2 2' Vertical Slat Chair with (N) no arms



91-HS6 6' Horizontal Slat Bench with back



RD2418-LX Lexington Planter

Matching round or square Planters, and Receptacles are available to complete your site plan. Product details start on page 48.



Slat
Vertical (S) or
Horizontal (HS)

91/92

Hamilton Bench with back

- 2', 4', or 6' lengths
- Vertical or Horizontal Slats
- Frame is a 1" x 1" square solid steel bar
- Fully welded bench
- Ships assembled for quick installation
- Available portable and/or surface mount
- Optional Center Arm (C) and No Side Arms (N)
- Powder-coat finishes shown on page 91

| | Bench with Back | | | Bench without Back | |
|-----------------|-----------------|--------|--------|--------------------|--------|
| | 2' | 4' | 6' | 4' | 6' |
| Vertical Slat | 91-S2 | 91-S4 | 91-S6 | 92-S4 | 92-S6 |
| Horizontal Slat | 91-HS2 | 91-HS4 | 91-HS6 | 92-HS4 | 92-HS6 |



92 Hamilton Bench without back

92-S6 6' Vertical Slat Bench without back



964-BRN6 6' Charleston Recycled Bench, Brown Recycled Plastic Shown

Recycled Collections

Recycled Furnishings are made from 100% recycled plastic, including frame and planks.* These portable benches are available in 6' and 8' lengths. *Excluding model numbers 964 and 982.

964

Charleston Recycled Bench

The Charleston Bench is manufactured with recycled plank seat and an aluminum cast ornate frame for remarkable style. Available in thermoplastic finish only and is available in portable and/or surface mount.

- 6' and 8' lengths
- 1-1/2" cast aluminum frame
- All stainless steel hardware

| 6' Bench | 8' Bench |
|----------|----------|
| 964-GRY6 | 964-GRY6 |
| 964-CDR6 | 964-CDR6 |
| 964-BRN6 | 964-BRN6 |
| 964-GRN6 | 964-GRN6 |

CH-R32FT Green Charleston 32 gallon Trash Receptacle



100% RECYCLED PLASTIC PLANKS

CH Charleston Receptacle with lid

The Charleston Receptacle is manufactured with 2" x 4" recycled planks, and features powder-coated decorative rosettes around the top of the receptacle. Lid and liner are included. Available as portable (P) or surface mount (SM).

| Charleston Receptacle | |
|-----------------------|----------|
| Ash Urn Lid | CH-R32AU |
| Flat Top Lid | CH-R32FT |
| Rain Bonnet Lid | CH-R32RB |



992-GRN6 6' Bench with 2 planters

992/993 Recycled Plastic Bench with planters

The UltraSite 992 & 993 series Recycled Plastic Benches are available with two or three planters. These benches and planters are portable.

- 6' Recycled frame with all zinc plated hardware


| 2 Planters | 3 Planters |
|------------|------------|
| 992-GRY6 | 993-GRY6 |
| 992-CDR6 | 993-CDR6 |
| 992-BRN6 | 993-BRN6 |
| 992-GRN6 | 993-GRN6 |



993-BRN6 6' Benches with 3 planters

992/993 Recycled Plastic Bench with Planters



 348-CDR6 6' Recycled Multi-Pedestal Table

TR-32-CDR Round Trash Receptacle,
Cedar Recycled Planks
RBR-32-08 Rain Bonnet Lid
PL-32 Plastic Liner

348 Recycled Multi-Pedestal Table

The UltraSite 348 series Rectangular Tables comes in 6' or 8' lengths. The 8' table can be ADA accessible. Available as inground (S), or surface mount (SM).



- 4" x 4" square all MIG welded frame with all zinc plated hardware

| 6' Rectangular | 8' Rectangular | 8' ADA Rectangular |
|----------------|----------------|--------------------|
| 348-GRY6 | 348-GRY8 | 348H-GRY8 |
| 348-CDR6 | 348-CDR8 | 348H-CDR8 |
| 348-BRN6 | 348-BRN8 | 348H-BRN8 |
| 348-GRN6 | 348-GRN8 | 348H-GRN8 |



348-CDR6 6' Recycled Multi-Pedestal Table



Recycled Plastic Planks

 Gray (GRY)

 Cedar (CDR)

 Brown (BRN)

 Green (GRN)



982SM-GRN46 6' Surface Mount, 4" x 4" Green Recycled Plastic




952 Recycled Plastic Bench without back



952SM-GRN46 6' Surface Mount, 4" x 4" Green Recycled Plastic

3 Plank Sizes Available



2" x 4"

3" x 4"

4" x 4"

982 Recycled Bench with back

The UltraSite 982 series bench comes with recycled plastic planks. This bench is available with 2" x 4", 3" x 4", or 4" x 4" planks. Available as surface (SM) or inground (S) mount.

- Available in 6' or 8' lengths
- 3" x 3" square all MIG welded frame
- All zinc plated hardware

| 6' BENCH | 2" x 4" | 3" x 4" | 4" x 4" | 8' BENCH | 2" x 4" | 3" x 4" | 4" x 4" |
|----------|-----------|-----------|-----------|-----------|-----------|-----------|-----------|
| | 982-GRY6 | 982-GRY36 | 982-GRY46 | | 982-GRY8 | 982-GRY38 | 982-GRY48 |
| 982-CDR6 | 982-CDR36 | 982-CDR46 | 982-CDR8 | 982-CDR38 | 982-CDR48 | | |
| 982-BRN6 | 982-BRN36 | 982-BRN46 | 982-BRN8 | 982-BRN38 | 982-BRN48 | | |
| 982-GRN6 | 982-GRN36 | 982-GRN46 | 982-GRN8 | 982-GRN38 | 982-GRN48 | | |

952 Recycled Bench without back

The UltraSite 952 series Single-Sided Bench comes with recycled plastic planks. This bench is available with 2" x 4", 3" x 4", or 4" x 4" planks. Available as surface (SM) or inground (S) mount.

- Available in 6' or 8' lengths
- 3" x 3" square all MIG welded frame
- All zinc plated hardware

| 6' BENCH | 2" x 4" | 3" x 4" | 4" x 4" | 8' BENCH | 2" x 4" | 3" x 4" | 4" x 4" |
|----------|-----------|-----------|-----------|-----------|-----------|-----------|-----------|
| | 952-GRY6 | 952-GRY36 | 952-GRY46 | | 952-GRY8 | 952-GRY38 | 952-GRY48 |
| 952-CDR6 | 952-CDR36 | 952-CDR46 | 952-CDR8 | 952-CDR38 | 952-CDR48 | | |
| 952-BRN6 | 952-BRN36 | 952-BRN46 | 952-BRN8 | 952-BRN38 | 952-BRN48 | | |
| 952-GRN6 | 952-GRN36 | 952-GRN46 | 952-GRN8 | 952-GRN38 | 952-GRN48 | | |

24/26 Recycled Picnic Tables

The UltraSite 26 series (6' Hexagon), and the UltraSite 24 series (6' or 8' Rectangular) are available as portable and/or surface mount.

- Recycled frame with all zinc plated hardware

| Hexagon | 6' Rectangular | 8' Rectangular | 8' ADA Rectangular |
|------------|----------------|----------------|--------------------|
| 26-HEX-CDR | 24-CDR6 | 24-CDR6 | 24H-CDR6 |
| 26-HEX-GRN | 24-GRN6 | 24-GRN8 | 24H-GRN8 |
| | 24-GRY6 | 24-GRY8 | 24H-GRY8 |



Available in your choice of Cedar or Green Planks with Black Frame



26HEX-GRN 6' Hexagon Table

Available in your choice of Gray, Cedar or Green Planks with Black Frame



24-GRN6 6' Recycled Rectangular Table



100% RECYCLED PLASTIC PLANKS AND FRAMES

20/21 Recycled Bench with back

The UltraSite 20 series Recycled Bench comes with back and has seven 2" x 4" planks. The 21 series has four 2" x 6" planks. These benches are portable.

- Available in 6' or 8' lengths
- Recycled frame with all zinc plated hardware

| 20 SERIES | 6' Bench | 8' Bench | 21 SERIES | 6' Bench | 8' Bench |
|-----------|----------|----------|-----------|----------|----------|
| | 20-GRY6 | 20-GRY8 | | 21-GRY6 | 21-GRY8 |
| | 20-CDR6 | 20-CDR8 | | 21-CDR6 | 21-CDR8 |
| | 20-GRN6 | 20-GRN8 | | 21-GRN6 | 21-GRN8 |



21-CDR6 6' Portable, Cedar Recycled Plastic Bench with Back



20-GRN6 6' Portable, Green Recycled Plastic Bench w/Back



100% RECYCLED PLASTIC PLANKS AND FRAMES

22 Recycled Bench without Back

The 22 series comes without back and has three 2" x 4" planks. These benches are portable.

- Available in 6' or 8' lengths
- Recycled frame with all zinc plated hardware

| 22 SERIES | 6' Bench | 8' Bench |
|-----------|----------|----------|
| | 22-GRY6 | 22-GRY8 |
| | 22-CDR6 | 22-CDR8 |
| | 22-GRN6 | 22-GRN8 |



22-CDR6 6' Portable, Cedar Recycled Plastic Bench without Back



22 Recycled Bench without back

TRSQ 2418

Recycled Receptacles/Planters

The UltraSite TRSQ series Trash Receptacles are constructed with 2" x 4" recycled planks. Mounting options, Lids, and Plastic Liners are sold separately.

- Recycled with all zinc plated hardware

| Trash Receptacle | Square Planter | Round Planter |
|------------------|----------------|---------------|
| TRSQ-32-GRY | SQ2418-GRY | RD2418-GRY |
| TRSQ-32-CDR | SQ2418-CDR | RD2418-CDR |
| TRSQ-32-BRN | SQ2418-BRN | RD2418-BRN |
| TRSQ-32-GRN | SQ2418-GRN | RD2418-GRN |



TRSQ-32-BRN Square Trash Receptacle with optional FT-32-TRSQ Lid



SQ2418-GRN Square Planter



RD2418-BRN Round Planter



FT-32-TRSQ Flat Top Lid

AU-32-TRSQ Ash Urn Lid

RB-32-TRSQ Rain Bonnet



Bollard Collection

The perfect combination of style and security. High-quality steel bollards can be manufactured to meet the exact needs of any installation.

Bollards are important landscape features that provide a design element and an effective way to control traffic, protect pedestrians, and provide barriers to vehicle access. The UltraSite Bollard Collection offers a wide variety of styles and sizes that provide any public space with a functional blend of creative design and security.

- Engineered to meet the needs of any space
- Traditional and contemporary designs available
- Durable steel bollards that provide a balance of security and timeless design

2603
2604

Newport Series

- 6" diameter
- Available in 3' and 4' heights
- 1 and 2 Loop options available for use with chain
- Available in surface mount (SM) and inground (S) mount options

| | 3' | 4' |
|-------------|------|------|
| 6" Diameter | 2603 | 2604 |

2100
2101

Cityscape LED Bollards

The Cityscape Square and Round series of architectural bollards combines contemporary styling with durable, vandal-resistant construction. The Cityscape bollards provide an excellent choice for walkways, entrances, promenades, plazas, courtyards, driveways, bridges, and landscaped areas.

Housing: 8" extruded aluminum square housing. Heavy-duty cast aluminum base plate concealed within shaft is designed for standard anchor bolt mounting to a concrete base. 3/8" x 12" galvanized anchor bolts come standard.


- Finish: Durable Quali-Guard® textured thermoset polyester powder-coat. Finish is guaranteed for two (2) years.
- Lamp: High lumen output VisionBar™ LEDs are utilized, offering a minimum estimated life of 60,000 hours.
- Lens: Clear, high-impact-resistant acrylic, with silicone gasketing for a weather-tight seal.
- Square: 2101SM – 8" Width, 36" and 42" Heights – 38 lbs.
- Round: 2100SM – 6" Diameter, 36" and 42" Heights – 38 lbs.
- Available in surface mount only



2100SM Round



2101SM Square



Black (BK)

Silver Metallic (SL)

Weathered Brown (WB)

Bronze (BZ)

Sandstone (SN)

White (WH)

Green (GR)

2613
2813

Rockland Series

- 6" and 8" diameters
- Available in 3' and 4' heights
- 1 and 2 Loop options available for use with chain
- Available in surface mount (SM) and inground (S) mount options

| | 3' | 4' |
|-------------|------|------|
| 6" Diameter | 2613 | 2614 |
| 8" Diameter | 2813 | 2814 |





2003/2004 Hampton Series

- Available in 4" or 6" widths
- Available in 3' and 4' heights
- 1 and 2 Loop options available for use with chain
- Available in surface (SM) or inground (S) mount option



2023/2024 Dover Series

- 6" widths
- Available in 3' and 4' heights
- Available in surface (SM) or inground (S) mount option



2013/2014 Modern Bike Bollard

- Available in 4" or 6" widths
- Available in 3' and 4' heights
- 1 and 2 Loop options available for use with chain
- Available in surface (SM) or inground (S) mount option



2803/2804 Safety Bollards

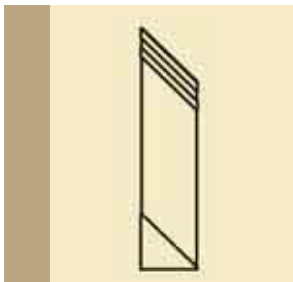
- 8" diameter
- Available in 3' and 4' heights
- 1 and 2 Loop options available for use with chain
- Available in surface (SM) or inground (S) mount option



2643/2843
Fairfax

- Available in 6" or 8" diameters
- Available in 3' and 4' heights
- Available in surface (SM) or inground (S) mount option

| | 3' | 4' |
|-------------|------|------|
| 6" Diameter | 2643 | 2644 |
| 8" Diameter | 2843 | 2844 |



2623/2823
Shoreline

- Available in 6" or 8" diameters
- Available in 3' and 4' heights
- Available in surface (SM) or inground (S) mount option

| | 3' | 4' |
|-------------|------|------|
| 6" Diameter | 2623 | 2624 |
| 8" Diameter | 2823 | 2824 |



2633/2833
Classic Bike Bollard

- Available in 6" or 8" diameters
- Available in 3' and 4' heights
- Available in surface (SM) or inground (S) mount option

| | 3' | 4' |
|-------------|------|------|
| 6" Diameter | 2633 | 2634 |
| 8" Diameter | 2833 | 2834 |



2004 Hampton Series Bollard



Classic Furnishings

The UltraSite™ Classic Collection includes a complete line of vibrant and durable site furnishings and coordinating specialty items that can be customized to achieve an aesthetically appealing environment.





238-V6 6' Portable Rectangular Table

PG 20 Customization

Most benches, tables, and trash receptacles can be customized.

- Name or logo of your community, school, or campus
- Advertise your business
- Dedication to an individual or group
- Honor friends or loved ones
- Raise funds for a civic group or organization



See page 20-21 for customized options

PG 22 Classic Site Furnishings

Our Classic furnishings include benches, tables, and trash receptacles. Most come standard with our signature UltraCoat™ high-quality thermoplastic finishes as shown on page 91.



- Four expanded & perforated metal styles
- Five die-formed steel patterns
- Stainless steel hardware
- Portable, inground, surface, & wall mount options

PG 47 Receptacles & Specialty Items



- Trash receptacles, lids, and liners
- Ash trays
- Mounting kits for receptacles and ash trays
- Square and round planters
- Golf bag stands and driving range dividers
- Umbrellas offer shade to most UltraSite tables

Mounting Options

Your site conditions will dictate the mounting option that best fits your needs. Throughout this catalog the mounting options available for each series will be listed. The type of mounting required needs to be identified when ordering. Optional cover plates are available for surface mount.



(P) Portable (SM) Surface Mount (WM) Wall Mount (S) Inground

See page 91 for color options.


RED BANK

HIGH SCHOOL

Custom Logos & Lettering

Include your logo, emblem or insignia to most UltraSite™ classic furnishings.

- Smooth cut edges
- Artwork is converted to an exact replica
- Customized artwork
- Customized typeface and style



358-RDP Portable 46" Round Table


Customize your benches, tables, and trash receptacles



Standard Punched Lettering

Space available for lettering is determined by product length.

- 6' Bench – 11 characters including spaces
- 8' Bench – 15 characters including spaces
- Standard Block Lettering
- Our most cost-effective custom solution



Standard Laser Lettering

- 6' Bench – 18 characters including spaces
- 8' Bench – 21 characters including spaces
- Smooth laser cut edges
- Offers greater visual impact
- Standard Block Lettering




940S-V6 6' Inground Heavy-Duty Park Bench, Diamond Pattern, Green



940 Extra Heavy-Duty Bench with back

The UltraSite™ 940 Bench continues to be the most popular series at UltraSite™. This bench can be portable (P), inground (S), surface mount (SM), or wall mount (WM).

- Available in 6', 8', 10', and 15' lengths
- 12" seating standard or optional (D) 15" seating
- Thermoplastic planks with powder-coated frame
- 2-3/8" O.D. all MIG welded frame
- 1-1/16" O.D. brace (Portable frame only)
- Cover Plates available for inground (S) and surface mount (SM)
- All stainless steel hardware



940WM-DV6 6' Wall Mount Deluxe Bench, Diamond Pattern, Blue Planks, and Black Frame

| 6 FOOT BENCH | 12" Seating | 8 FOOT BENCH | 12" Seating | 10 FOOT BENCH | 12" Seating | 15 FOOT BENCH | 12" Seating |
|--------------|---|--------------|---|---------------|--|---------------|--|
| | 940-V6 | | 940-V8 | | 940-V10 | | 940-V15 |
| | 940-VR6 | | 940-VR8 | | 940-P10 | | 940-P15 |
| | 940-P6 | | 940-P8 | | | | |
| | 940-PR6 | | 940-PR8 | | | | |
| 6 FOOT BENCH | (D) 15" Seating | 8 FOOT BENCH | (D) 15" Seating | 10 FOOT BENCH | (D) 15" Seating | 15 FOOT BENCH | (D) 15" Seating |
| | 940-DV6 | | 940-DV8 | | 940-DV10 | | 940-DV15 |
| | 940-DVR6 | | 940-DVR8 | | 940-DP10 | | 940-DP15 |
| | 940-DP6 | | 940-DP8 | | | | |
| | 940-DPR6 | | 940-DPR8 | | | | |
| | 6' frame only 940-FV (Thermoplastic only) | | 8' frame only 940-FV (Thermoplastic only) | | 10' frame only 940-FV10 (Thermoplastic only) | | 15' frame only 940-FV15 (Thermoplastic only) |


Diamond & Perforated Metal Planks




Diamond (V)



Diamond Rolled (VR)



Perforated (P)



Perforated Rolled (PR)



940P-P8 8' Portable Bench, Perforated, Red Planks and Blue Frame

Reminder

You can customize almost any bench, table, or trash receptacle. See pages 20-21 for lettering options.

942S-V8 8' Inground Bench shown in Red Diamond Pattern Planks and Black Frame

EX-32 Red Diamond Trash Receptacle
 RT-32 Round Dome Top Lid

942 Extra Heavy-Duty Bench without back

The UltraSite™ 942 series bench without back can be portable (P), inground (S), surface mount (SM) or wall mounted (WM).

- Available in 6', 8', 10', and 15' lengths
- 12" seating standard, or optional (D) 15" seating
- Thermoplastic planks with powder-coated frame
- 2-3/8" O.D. all MIG welded frame
- 1-1/16" O.D. brace (Portable frame only)
- Cover Plate available for inground (S) and surface mount (SM), see page 22
- All stainless steel hardware

| Frame Option | Added Abbreviation: |
|---------------|---------------------|
| Portable | P |
| Inground | S |
| Surface Mount | SM |
| Wall Mount | WM |

Examples: 942P-, 942S-, 942SM-, 942WM-
 Add the abbreviation after the initial number to designate mounting option

| 6 FOOT BENCH | 12" Seating | 8 FOOT BENCH | 12" Seating | 10 FOOT BENCH | 12" Seating | 15 FOOT BENCH | 12" Seating |
|--------------|---|--------------|---|---------------|--|---------------|--|
| | 942-V6 | | 942-V8 | | 942-V10 | | 942-V15 |
| | 942-VR6 | | 942-VR8 | | 942-P10 | | 942-P15 |
| | 942-P6 | | 942-P8 | | | | |
| | 942-PR6 | | 942-PR8 | | | | |
| 6 FOOT BENCH | (D) 15" Seating | 8 FOOT BENCH | (D) 15" Seating | 10 FOOT BENCH | (D) 15" Seating | 15 FOOT BENCH | (D) 15" Seating |
| | 942-DV6 | | 942-DV8 | | 942-DV10 | | 942-DV15 |
| | 942-DVR6 | | 942-DVR8 | | 942-DP10 | | 942-DP15 |
| | 942-DP6 | | 942-DP8 | | | | |
| | 942-DPR6 | | 942-DPR8 | | | | |
| | 6' frame only 942-FV (Thermoplastic use only) | | 8' frame only 942-FV (Thermoplastic use only) | | 10' frame only 942-FV10 (Thermoplastic use only) | | 15' frame only 942-FV15 (Thermoplastic use only) |



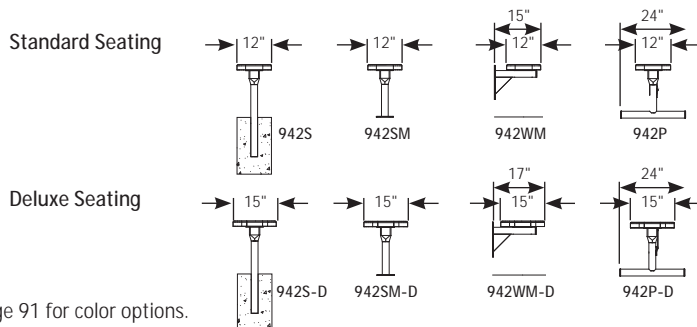
942WM-P6 6' Wall Mount Bench, Diamond Pattern, Blue Planks, and Black Frame



942S-V15 15' Inground Bench, Diamond Pattern, Blue Planks, and Black Frame



942SM-P6 6' Surface Mount Bench, Perforated Pattern, Green Planks, and Black Frame



* See page 91 for color options.



965P-S6 6' Portable Contour Bench, Black Slat Seats and Spartan Bronze Frame

W-32 Wave Pattern Receptacle, Black with optional RBR Rain Bonnet Lid and PL-32 Liner

965 Contour Bench with back

The UltraSite™ Contour Bench with back is available in portable (P), inground (S), or surface mount (SM) options.

- 4' and 6' lengths can be extended with 4', or 6' add-on (AO) benches
- 2-3/8" O.D. frame
- Thermoplastic finish with powder-coated frame
- Cover Plate available for inground (S) and surface mount (SM)
- All stainless steel hardware

| 4 FOOT BENCH | 4' |
|--------------|---------|
| | 965-V4 |
| | 965-P4 |
| | 965-FB4 |
| | 965-W4 |
| | 965-S4 |

| 6 FOOT BENCH | 6' |
|--------------|---------|
| | 965-V6 |
| | 965-P6 |
| | 965-FB6 |
| | 965-W6 |
| | 965-S6 |



965P-V6 6' Portable Contour Bench, Black Diamond Seating and Brown Frame



965P-FB6 6' Portable Contour Bench, Blue Fiesta Seating and Black Frame



965P-W4 4' Portable Contour Bench, Red Wave Seating and Black Frame


970 Cantilevered Bench

The Cantilevered Bench has a variety of seat patterns to choose from. This bench is designed for comfortable outdoor seating. Inground mount only.

- Available in 6' and 8' lengths
- Heavy-duty 2-3/8" O.D. all MIG welded frame
- Thermoplastic finish with powder-coated frame
- All stainless steel hardware

| 6 FOOT BENCH | 6' |
|--------------|---------|
| | 970-V6 |
| | 970-P6 |
| | 970-FB6 |
| | 970-W6 |
| | 970-S6 |

| 8 FOOT BENCH | 8' |
|--------------|---------|
| | 970-V8 |
| | 970-P8 |
| | 970-FB8 |
| | 970-W8 |
| | 970-S8 |



970-V6 6' Inground Cantilevered Bench, Blue Diamond Seating, Black Frame

970 Cantilevered Bench



966P-S6 6' Portable Contour Bench without Back, Green Slat Seating, Black Frame

966 Contour Bench without back

The UltraSite™ Contour Bench is available without back. The 966 Series is available in portable (P), inground (S), or surface mount (SM) options.

- 4' and 6' lengths can be extended with 4' or 6' add-on (AO) benches
- 2-3/8" O.D. frame
- Thermoplastic finish with powder-coated frame
- Cover Plate available for inground (S) and surface mount (SM)
- All stainless steel hardware

| 4 FOOT BENCH | 4' | 6' | 6 FOOT BENCH |
|--------------|---------|---------|--------------|
| | 966-V4 | 966-V6 | |
| | 966-P4 | 966-P6 | |
| | 966-FB4 | 966-FB6 | |
| | 966-W4 | 966-W6 | |
| | 966-S4 | 966-S6 | |



966P-FB6 6' Portable Contour Bench without back with Brown Fiesta Seating and Black Frame

967 Contour Bench Swing

The 967 UltraSite™ Contour Swing is Inground mount only.


- Available in 4' and 6' lengths
- 2-3/8" O.D. frame
- Thermoplastic planks with powder-coated frame
- Uncoated galvanized swing chain
- Cover Plate available
- All stainless steel hardware

| 4 FOOT SWING | 4' Swing | 6' Swing | 6 FOOT SWING |
|--------------|----------|----------|--------------|
| | 967-V4 | 967-V6 | |
| | 967-P4 | 967-P6 | |
| | 967-FB4 | 967-FB6 | |
| | 967-W4 | 967-W6 | |
| | 967-S4 | 967-S6 | |



967-V6 Contour Bench Swing with Blue Diamond Seating and Black Frame
 Only available as inground mount

Die Formed Steel Seating



Diamond (V)

Perforated (P)

Fiesta (FB)

Wave (W)

Slat (S)



934S-V6 6' Inground Geometric Mall Bench, Green Diamond Seating, Black Frame

934 Geometric Mall Bench

The Geometric Mall Bench (934) is designed to fit around objects or create geometric designs. The bench has a deeper 20" seat with 4" tall outside border. Available in 6' and 8' lengths. These benches can be either inground (S) or surface mount (SM).

- 4" bollard-style square tubing
- Thermoplastic planks with powder-coated frame
- All stainless steel hardware
- Available in inground (S) and surface mount (SM) options


| | | |
|--------|--------|----|
| 6 FOOT | 6' | 8' |
| | 934-V6 | |
| | 934-P6 | |
| 8 FOOT | 8' | 8' |
| | 934-V8 | |
| | 934-P8 | |

932 Mall Bench

The Mall Bench (932) has a 15" seat with a 4" tall outside border.

- Available in 4', 6', and 8' lengths
- Available in inground (S) and surface mount (SM) options

| | | | |
|--------|--------|----|----|
| 4 FOOT | 4' | 6' | 8' |
| | 932-V4 | | |
| | 932-P4 | | |
| 6 FOOT | 6' | 6' | 8' |
| | 932-V6 | | |
| | 932-P6 | | |
| 8 FOOT | 8' | 6' | 8' |
| | 932-V8 | | |
| | 932-P8 | | |



932SM-V6 6' Surface Mount Mall Bench, Blue Diamond Seating, Black frame

Diamond & Perforated Metal Planks



Diamond (V)



Perforated (P)

Complete the look with our...
32 Trash receptacles

- Styles shown on page 49
- 32 and 55 gallon sizes
- Portable
- Mounting Options, Lid, and Liner sold separately



W-32 with FTR-32-08 Lid and PL-32 Liner

W-32 Trash Receptacle
Wave Pattern shown in Green

975 Contour Cantilevered Bench with back

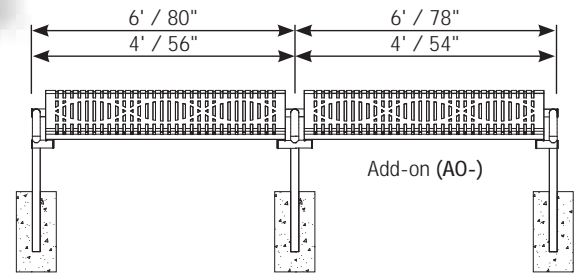
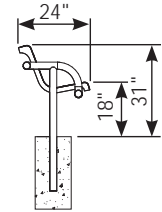
The 975 Contour Cantilevered Bench is available with back in 5 different styles shown below. Seating capacity can be increased with 4' and 6' add-on (AO) benches. Available in inground (S) or surface mount (SM) options.

- Available in 4' and 6' lengths
- Heavy-duty 2-3/8" O.D. all MIG welded frame
- Thermoplastic finish with powder-coated frame
- All stainless steel hardware



975SM-W6 6' Surface Mount Contour Cantilevered Bench with back, Red Wave Pattern, White Frame

| | | | |
|--------------|-----------|--------------|-----------|
| 4 FOOT BENCH | with back | 6 FOOT BENCH | with back |
| | 975-V4 | | 975-V6 |
| | 975-P4 | | 975-P6 |
| | 975-FB4 | | 975-FB6 |
| | 975-W4 | | 975-W6 |
| | 975-S4 | | 975-S6 |



976 Contour Cantilevered Bench without back

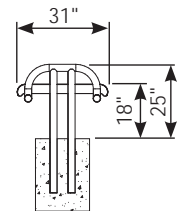
The 976 Contour Cantilevered Bench is available without back in 5 different styles. Seating capacity can be increased with 4' and 6' add-on (AO) benches. Available in inground (S) or surface mount (SM) options.

- Available in 4' and 6' lengths
- Heavy-duty 2-3/8" O.D. all MIG welded frame
- Thermoplastic finish with powder-coated frame
- All stainless steel hardware



976SM-V4 4' Surface Mount Contour Cantilevered Bench without back, Blue Diamond Pattern, Black Frame

| | | | |
|--------------|----------|--------------|----------|
| 4 FOOT BENCH | w/o back | 6 FOOT BENCH | w/o back |
| | 976-V4 | | 976-V6 |
| | 976-P4 | | 976-P6 |
| | 976-FB4 | | 976-FB6 |
| | 976-W4 | | 976-W6 |
| | 976-S4 | | 976-S6 |



You can customize almost any bench, table, or trash receptacle. See pages 20-21 for lettering options.

Die Formed Steel Seating



Diamond (V) Perforated (P) Fiesta (FB) Wave (W) Slat (S)

| Frame Option | Added Abbreviation: |
|--|---------------------|
| Inground | S |
| Surface Mount | SM |
| Add On | AO |
| Examples: 975S-, 975SM-, 975SAO- Add the abbreviation after the initial number to designate mounting option | |



962SM-V6 6' Surface Mount Double-Sided
Bollard Bench, Diamond Pattern, Green

961
962

Bollard Style Bench

The 961 Single-Sided Bench and the 962 Double-Sided Bench have a heavy duty 4" square post. Benches are available in inground (S) or surface mount (SM).


- Available in 6' and 8' lengths
- 4" bollard-style square post
- Thermoplastic finish with powder-coated frame
- 2-3/8" O.D. all MIG welded seat support arm

| 6 FOOT BENCH | Single | | Double | | 8 FOOT BENCH | Single | | Double | |
|--------------|---------|---------|---------|---------|--------------|---------|---------|---------|---------|
| | 961-V6 | 962-V6 | 961-V8 | 962-V8 | | 961-VR8 | 962-VR8 | 961-VR8 | 962-VR8 |
| | 961-VR6 | 962-VR6 | 961-P8 | 962-P8 | | 961-VR8 | 962-VR8 | 961-VR8 | 962-VR8 |
| | 961-P6 | 962-P6 | 961-PR8 | 962-PR8 | | 961-PR8 | 962-PR8 | 961-PR8 | 962-PR8 |



961SM-V6 6' Surface Mount Single-Sided Bollard Bench, Red Diamond Planks, Black Frame

Diamond & Perforated Metal Planks



950

Capri Bench

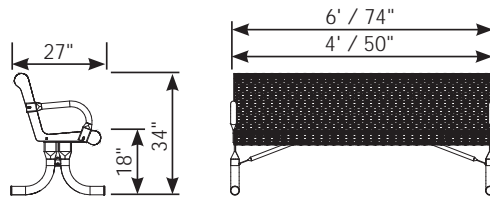
| 4 FOOT BENCH | 950-V4 | | 6 FOOT BENCH | 950-V6 | |
|--------------|--------|--------|--------------|---------|---------|
| | 950-P4 | 950-P6 | | 950-FB4 | 950-FB6 |
| | 950-W4 | 950-W6 | | 950-W4 | 950-W6 |
| | 950-S4 | 950-S6 | | 950-S4 | 950-S6 |



950SM-V4 4' Surface Mount Capri Bench, Diamond Rolled Seat, Brown

The Capri Bench has a variety of styles along with an economical price. This bench can also be customized with name and/or logo options on pages 20-21.

- Available in 4' and 6' lengths
- Heavy-duty 2-3/8" O.D. all MIG welded frame
- Available in portable (P), inground (S), and surface mount (SM)
- Thermoplastic finish with powder coated frame
- All stainless steel hardware



| Frame Option | Added Abbreviation: |
|---------------|---------------------|
| Portable | P |
| Inground | S |
| Surface Mount | SM |
| Add On | AO |

Examples: 955S-, 955SM-, 955SAO-
Add the abbreviation after the initial number to designate mounting option

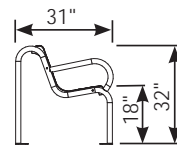
955

Sierra Bench

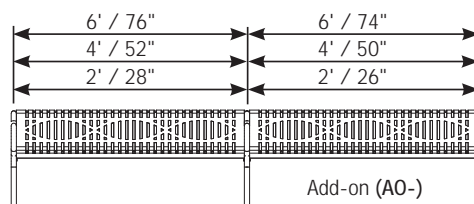
The Sierra Bench is designed in a modern European style.

- Available in 2', 4', and 6' with optional add-on (AO) benches
- 1-5/8" O.D. all MIG welded frame
- Thermoplastic finish with powder coated frame
- All stainless steel hardware
- Available in portable (P), inground (S), and surface mount (SM)

| 2 FOOT | Bench | | 4 FOOT | Bench | | 6 FOOT | Bench | | |
|--------|---------|---------|--------|---------|---------|--------|---------|---------|---------|
| | 955-V2 | 955-V4 | | 955-V4 | 955-V6 | | 955-V2 | 955-V4 | 955-V6 |
| | 955-P2 | 955-P4 | | 955-FB4 | 955-FB6 | | 955-P2 | 955-P4 | 955-P6 |
| | 955-FB2 | 955-FB4 | | 955-W4 | 955-W6 | | 955-FB2 | 955-FB4 | 955-FB6 |
| 955-W2 | 955-W4 | 955-S4 | 955-S6 | 955-W2 | 955-W4 | 955-W6 | 955-W6 | | |
| 955-S2 | 955-S4 | 955-S4 | 955-S6 | 955-S2 | 955-S4 | 955-S6 | 955-S6 | | |



955P-W4 4' Portable Sierra Bench, Wave Seating, Red



Add-on (AO-)

Increase seating capacity by adding 955PAO-V24 2' Portable Sierra Add-On Benches



955P-V24 2' Portable Sierra Bench

* See page 91 for color options.

Diamond & Perforated Metal Planks



Diamond (V)



Perforated (P)



800P-VS3 Portable 3-Seat Bench with back,
Brown Diamond Seating and Frame

800 Straight Bench with back

The 800 series with backs have 2 or 3 individual seat sections. The sections can be placed side-by-side to create endless straight configurations or curved for an oval seat layout.

- 2-3/8" O.D. all MIG welded frame
- Thermoplastic finish with powder-coated frame
- 1-5/8" O.D. feet (portable only)
- All stainless steel hardware
- Available in portable (P), inground (S), and surface mount (SM)

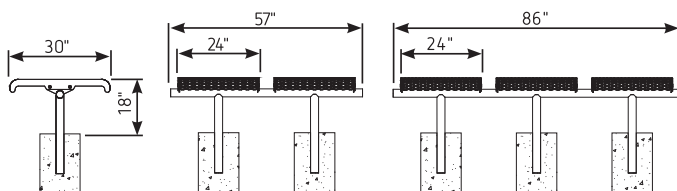
| | 2-Seat | 3-Seat |
|--|---------|---------|
| | 800-VS2 | 800-VS3 |
| | 800-PS2 | 800-PS3 |

700 Straight Bench without back

The 700 series seating without backs have 2 or 3 individual seat sections. The sections can be placed side-by-side to create endless straight or oval seat configurations.

- 2-3/8" O.D. all MIG welded frame
- 1-5/8" O.D. feet (portable only)
- All stainless steel hardware
- Available in portable (P), inground (S), and surface mount (SM)

| | 2-Seat | 3-Seat |
|--|---------|---------|
| | 700-VS2 | 700-VS3 |
| | 700-PS2 | 700-PS3 |

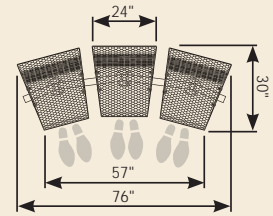


700P-VS2 Portable 2-Seat Bench without back,
Beige Diamond Seating, Black Frame

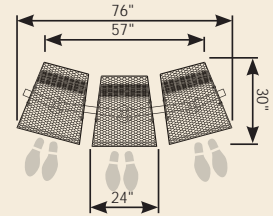


815SM-VCX3 Surface Mount 3-Seat Bench with back, Blue Diamond Seating and Frame

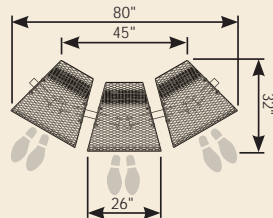
Conversational Bench



Independent Bench - 15°



Independent Bench - 30°



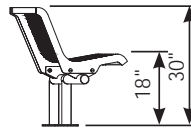
815
830

Conversational & Independent Bench with back

The 3-seat 815 series with back has 15° angles, while the 830 series with back has 30° angles. This allows the seating to be placed in a semi-circular arrangement.

- 2-3/8" O.D. all MIG welded main support
- Thermoplastic finish with powder-coated frame
- 1-5/16" O.D. feet (portable only)
- All stainless steel hardware
- Available in portable (P), inground (S), and surface mount (SM)

| 15° | 30° |
|----------|----------|
| 815-VCX3 | 830-VCX3 |
| 815-PCX3 | 830-PCX3 |
| 815-PCA3 | 830-PCA3 |

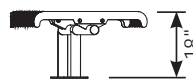


715/730 Conversational & Independent Bench without back

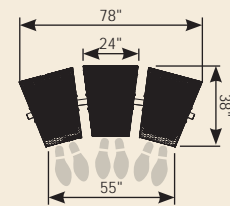
The 3-seat 715 without back has 15° angles, while the 730 without back has 30° angles. This allows the seating to be placed in a semi-circular arrangement.

- 2-3/8" O.D. all MIG welded main support
- Thermoplastic finish with powder-coated frame
- 1-5/16" O.D. feet (portable only)
- All stainless steel hardware
- Available in portable (P), inground (S), and surface mount (SM)

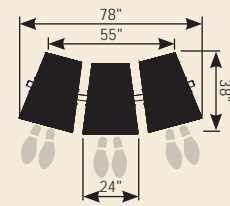
| 15° | 30° |
|----------|----------|
| 715-VCX3 | 730-VCX3 |
| 715-PCX3 | 730-PCX3 |
| 715-PCA3 | 730-PCA3 |



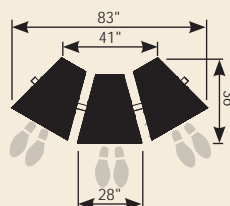
Conversational Bench



Independent Bench - 15°



Independent Bench - 30°



715SM-VCA3 Surface Mount 3-Seat Bench without back, Green Diamond Seating, Black Frame

ADA Accessible Furnishings

ADA Accessible Tables are available with extra heavy-duty (2-3/8" pipe) all MIG welded frame. Each table is made for superior mechanical performance, impact resistance, and UV stability.



Benefits

Dual-sided extended table top provides comfortable access for most mobility devices.





ADA

Learn more about
ADA 2012 Standards
for Accessible Design
by visiting the
Access Board at
www.access-board.gov



358H-P 3-Seat ADA Square Table, Red Perforated Planks, Black Frame (As shown on page 43)

ADA

What You Should Know about Accessibility...



Purchasers and planners have the responsibility of determining which product will work best for their situation. When choosing a product and/or service, buyers should consider:

Accessible Environment

Identify the needs of the facility and/or person with a disability. What product or service will create a more inclusive or accessible environment?

Design Specifications

Check the design specifications. Does the product or service meet all applicable accessibility guidelines and/or standards?

Choose wisely

Choose products and services that promote independence, comfort, and active participation by individuals of all abilities.



358H-P 46" Square ADA Table, Blue Perforated Planks, Spartan Bronze Metallic Frame (As shown on page 43)



620H ADA Accessible Rotating Grill (See pages 76-77 for additional ADA accessible grills)



UltraSite Best Sellers include our most popular items that meet the needs of any setting. All products are made for superior performance, impact resistance, and UV stability. Also available for early childhood as shown on pages 80-81.

EX-32 Trash Receptacle, Blue Diamond
RT-32 Round Dome Top Lid
PL-32 Plastic Liner



238-V6 6' Rectangular Table,
Blue Diamond Planks, Black Frame

Wide Walk-Through Design
for easy entry...



Options

Bolt through
options shown
on page 37

238-V8 8' Table, Brown Diamond
Planks, White Frame

and easy exit.

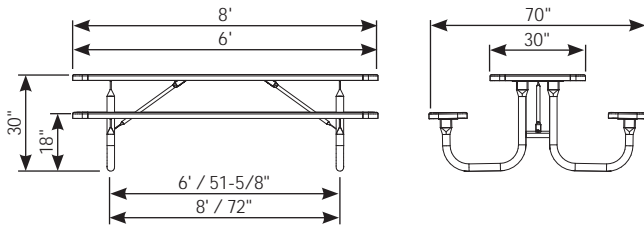
238 Extra Heavy-Duty Rectangular Table

The 238 Rectangular Table continues to be our most popular table. Choose from 22 powder-coated frame colors and 8 thermoplastic coated plank colors, on page 91.

- 4', 6' and 8' lengths
- 2-3/8" O.D. frame with 1-1/16" O.D. brace
- All MIG welded frame with walk through design
- All stainless steel hardware
- Portable and/or surface mount

238

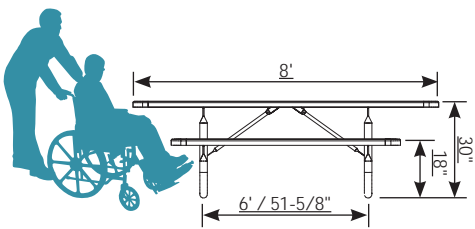
| 4' | 6' | 8' |
|---------|----------------------|----------------------|
| 238-V4 | 238-V6 | 238-V8 |
| 238-VR4 | 238-VR6 | 238-VR8 |
| 238-P4 | 238-P6 | 238-P8 |
| 238-PR4 | 238-PR6 | 238-PR8 |
| | frame only 238-FV | frame only 238-FV |



238H 8' ADA Accessible Table



- Available in an 8' ADA Accessible option with choice of single or double-sided handicap accessibility



8' ADA TABLE

| ADA Double-Sided | ADA Single-Sided |
|----------------------|----------------------|
| 238H-V8 | 238HS-V8 |
| 238H-VR8 | 238HS-VR8 |
| 238H-P8 | 238HS-P8 |
| 238H-PR8 | 238HS-PR8 |
| frame only 238-FV | frame only 238-FV |



238H-V8 8' Double ADA Accessible Table,
Red Planks, Black Frame

Table Frame Options For UltraSite Rectangular Tables



238 & 158 All MIG Welded Frame



BT238 & BT158 Bolt through Frame
(Shown on page 37)



Benefits

Accessibility promotes independence, comfort and active participation by individuals of all abilities.



 238H-4-V10 10' ADA Shelter Table, Red Diamond Planks and Frame

238H ADA Shelter Table


The ADA Shelter Table features a walk-through design and is offered in a 10' length with 4 frames or a 12' length with 3 frames.

- 2-3/8" O.D. all MIG welded frame
- 1-1/16" O.D. brace
- Thermoplastic planks with powder-coated frame
- All stainless steel hardware
- Portable and/or Surface Mount

10' ADA TABLE
ADA 4-Frame
238H-4-V10
238H-4-P10
frame only
238H-4-FV

12' ADA TABLE
ADA 3-Frame
238H-3-V12
238H-3-P12
frame only
238H-3-FV



 238H-3-V12 12' Portable ADA Shelter Table, Red Diamond Planks, Black Frame

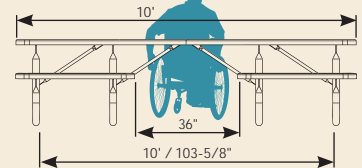
238-3 Shelter Table

The Shelter Table is designed for large groups. It has the same features as our standard tables with two sections and three legs for added support.

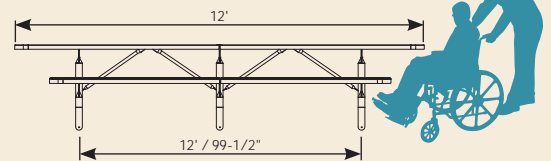
10' TABLE
3-Frame Shelter Table
238-3-V10
238-3-P10
frame only
238-3-FV

12' TABLE
3-Frame Shelter Table
238-3-V12
238-3-P12
frame only
238-3-FV

238H-4 (4-Frame Accessible Table)



238H-3 (3-Frame Accessible Table)



238-3-V10 10' Shelter Table, Brown Diamond Planks, Black Frame

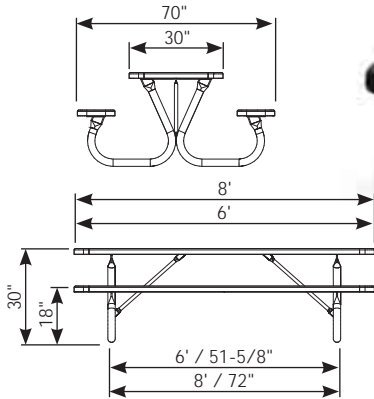
238-3 Shelter Table

BT238 Extra Heavy Duty Bolt-Thru

| 6' | 8' |
|------------------------|------------------------|
| BT238-V6 | BT238-V8 |
| BT238-VR6 | BT238-VR8 |
| BT238-P6 | BT238-P8 |
| BT238-PR6 | BT238-PR8 |
| frame only BT238-FV | frame only BT238-FV |

The Bolt through Rectangular Table is available with a 2-3/8" all bolted frame versus an all welded frame. This table is portable and/or surface mounted.

- Available in 6' and 8' lengths
- 2-3/8" O.D. all bolt together walk-through frame
- 1-1/16" O.D. brace
- Thermoplastic planks with powder-coated frame
- All stainless steel hardware



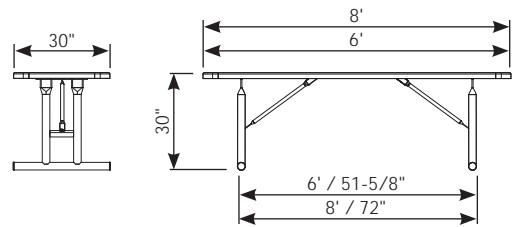
BT238-P6 6' Bolt through Rectangular Table, Perforated Planks, Black

238U Utility Table

| 6' | 8' |
|----------|----------|
| 238U-V6 | 238U-V8 |
| 238U-VR6 | 238U-VR8 |
| 238U-P6 | 238U-P8 |
| 238U-PR6 | 238U-PR8 |

This durable ADA Accessible Utility Table can be used in a variety of applications ranging from a serving table to an events table.

- Available in 6' and 8' lengths
- Thermoplastic planks with powder-coated frame
- 2-3/8" O.D. all MIG welded frame
- 1-1/16" O.D. brace
- All stainless steel hardware
- Available in Portable only




238U-V6 6' Utility Table, Red Diamond Planks, Black Frame

Complete the look with our...
32 Trash receptacles

- Styles shown on page 49
- 32 and 55 gallon sizes
- Portable with mounting options

Diamond & Perforated Metal Planks



PR-32 Trash Receptacle with RT-32 Lid and PL-32 Liner.

362

Ultra Bar Height Table

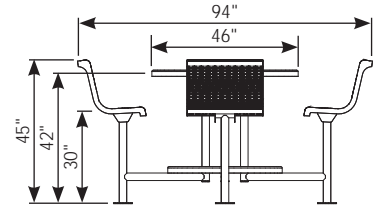


Round

The Ultra Bar Height Table with attached chairs is perfect for an outside restaurant or food service venue.

- 46" table top with a standard 1-5/8" diameter umbrella hole
- 2-3/8" O.D. all MIG welded frame
- Thermoplastic planks with powder-coated frame
- Cover plates available
- All stainless steel hardware
- Inground (S) or Surface Mount (SM)

46" Table
362-RDV
362-RDP



| Frame Option | Added Abbreviation: |
|---------------|---------------------|
| Inground | S |
| Surface Mount | SM |

Examples: 230P-, 362S-, 363SM-
Add the abbreviation after the initial number to designate mounting option

Note See page 71 for Umbrella options



362SM-RDV 46" Surface Mount Round Table, Diamond Planks, Ultra Blue (with optional cover plates)

Diamond & Perforated Metal Planks



Diamond (V)



Perforated (P)

230

Round Contour Table

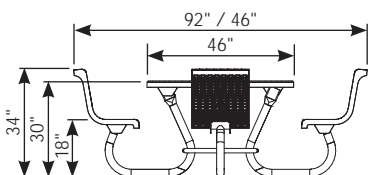


Round

The Round Contour Table features contoured seats and is both portable and/or surface mount. Umbrella hole is standard.

- 46" table top with a standard 1-5/8" dia. umbrella hole
- 2-3/8" O.D. all bolt together walk-through frame
- Thermoplastic planks with powder-coated frame
- All stainless steel hardware

46" Table
230-RDVC46
230-RDPC46



230-RDVC46 46" Round Table, Blue Diamond Rolled Planks, Black Frame



358-VC 46" Square Table with Capri Seating, Green Diamond Planks, Black Frame

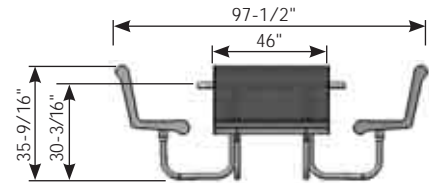
358 Capri Seating




The 358 Capri Table with seats offers comfortable bench-style seating, and comes standard with an umbrella hole.

- 46" square or octagon table top with umbrella hole
- 1-5/8" O.D. all MIG welded frame with walk-through design
- Thermoplastic planks with powder-coated frame
- All stainless steel hardware
- Portable and/or Surface Mount

| Square | Octagon |
|--------|---------|
| 358-VC | 358-OVC |
| 358-PC | 358-OPC |



363 UltraStandard Height Table




The UltraStandard Height Table with a classic footprint design is ideal where permanent seating is needed.

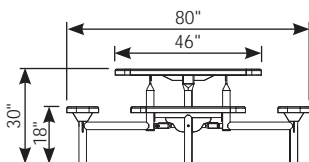

- 46" square, round, or octagon table
- Umbrella hole diameter 1-5/8" I.D.
- 2-3/8" O.D. all MIG welded frame
- Thermoplastic planks with powder-coated frame
- Cover plates available
- All stainless steel hardware
- Inground (S) or Surface Mount (SM)

| Square | Octagon | Round |
|--------|---------|---------|
| 363-V | 363-OV | 363-RDV |
| 363-P | 363-OP | 363-RDP |
| 363-VR | 363-OVR | |
| 363-PR | 363-OPR | |

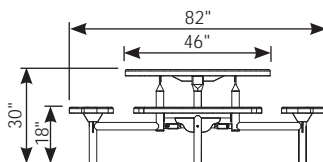
Diamond & Perforated Metal Planks



Diamond & Perforated Metal Planks



363 Square & Octagon



363 Round



363SM-V 46" Surface Mount Square Table, Red Diamond Planks, and Frame (with optional cover plates)



158-V8 8' Rectangular Table, Green Diamond Planks, Black Frame

158 Heavy-Duty Table Rectangular

The 158 Rectangular Table is one of our most popular tables.

- 4', 6', and 8' lengths with walk through design
- 1-5/8" O.D. all MIG welded frame
- 1-1/16" O.D. brace
- Thermoplastic planks with powder-coated frame
- All stainless steel hardware
- Portable and/or surface mount

| 4' | 6' | 8' |
|---------|------------|------------|
| 158-V4 | 158-V6 | 158-V8 |
| 158-VR4 | 158-VR6 | 158-VR8 |
| 158-P4 | 158-P6 | 158-P8 |
| 158-PR4 | 158-PR6 | 158-PR8 |
| | frame only | frame only |
| | 158-FV | 158-FV |

Add a kid-sized version...

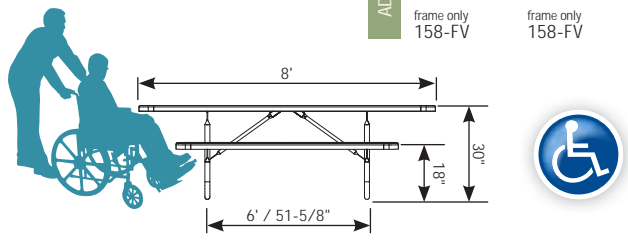
158PS Rectangular Preschool Table

- Styles shown on page 81
- 4', 6', and 8' lengths with rounded corners
- 20" high table
- Available in Portable design only


158H Accessible Table

- Available in an 8' ADA accessible option with choice of single or double-sided handicap accessibility

| ADA ACCESSIBLE | ADA Double | ADA Single |
|----------------|------------|------------|
| | 158H-V8 | 158HS-V8 |
| | 158H-VR8 | 158HS-VR8 |
| | 158H-P8 | 158HS-P8 |
| | 158H-PR8 | 158HS-PR8 |
| | frame only | frame only |
| | 158-FV | 158-FV |



Diamond & Perforated Metal Planks



158PS-V6 6' Rectangular Preschool Table
Blue Diamond Planks and Frame

501/502/503

Canteen Table

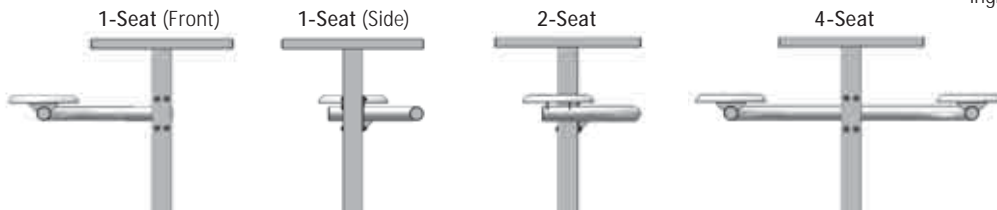


504S-P Canteen Table, Red Perforated Planks, Red Frame

| | | | |
|--------|--------|--------|--------|
| 1 Seat | 2 Seat | 4 Seat | 6 Seat |
| 501-P | 502-P | 504-P | 506-P |

The Canteen Table is a single pedestal table that is compact and ideal for cafeterias and outdoor eating areas. The single pedestal design allows for extra room and easy sweeping and cleaning access.

- Available in multiple sizes with 1, 2, 4, and 6-seat options
- Only available in Perforated
- Thermoplastic finish
- Inground (S) or Surface Mount (SM)



| Frame Option | Added Abbreviation: |
|---------------|---------------------|
| Inground | S |
| Surface Mount | SM |

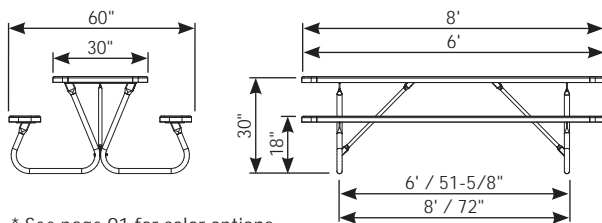
Examples: 501S-P, 502SM-P, 506SM-P
 Add the abbreviation after the initial number to designate mounting option

BT158 Bolt-thru Table Heavy-Duty

Heavy-Duty table design offers strength, but allows mobility. This table features a bolt through design instead of an all-welded design.

- Available in 6' and 8' lengths
- 1-5/8" O.D. bolt together frame
- 1-1/16" O.D. brace
- Thermoplastic planks with powder-coated frame
- All stainless steel hardware
- Available in Portable only

| | 6' | 8' |
|------------|-----------|-----------|
| | BT158-V6 | BT158-V8 |
| | BT158-VR6 | BT158-VR8 |
| | BT158-P6 | BT158-P8 |
| | BT158-PR6 | BT158-PR8 |
| frame only | BT158-FV | BT158-FV |



* See page 91 for color options.

BT158-P6 6' Rectangular Table, Red Perforated Planks, Beige Frame



Bolt-thru Design



UltraSite 358 Series are among our most popular tables. Surface mounted tables can be ordered to be ADA accessible. This table comes in round, square, or octagon.

Reminder


Shade umbrellas are available for most tables. See page 71.

358-RDP 46" Round Table, Blue Perforated Planks and Frame
MUV-70 Umbrella, Red





358-OVR 46" Octagon, Red Diamond Rolled Edge Seats, Black Frame



358-RDP 46" Round Table, Black Perforated Planks and Frame



358-RDP 46" Round Table, Ultra Blue Perforated Planks and Frame

358 Square, Octagon, & Round Table



Square



Octagon



Round

The 358 Table comes in a 46" square, octagon, or round shape with a game top option. This table can be ordered as ADA accessible. (Surface mount recommended for ADA accessible tables.)

- 46" square, octagon, or round table with 1-5/8" I.D. umbrella hole standard
- 1-5/8" O.D. frame with 1-1/16" O.D. brace
- All MIG welded frame with walk through design
- Thermoplastic planks with powder-coated frame
- Available portable and/or surface mount
- All stainless steel hardware

| Square | Octagon | Round |
|--------|---------|---------|
| 358-V | 358-OV | 358-RDV |
| 358-P | 358-OP | 358-RDP |
| 358-VR | 358-OVR | |
| 358-PR | 358-OPR | |

Add a kid-sized version...

358PS Preschool Table

- Styles shown on page 80
- 46" octagon, round or square
- 20" high table with rounded corners
- Available with Solid or Learning Table Top
- Available in portable design only

Options

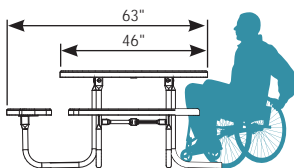
Game tops are available on all 358 Series tables (add GT).



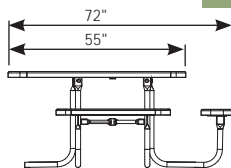
358-V-GT 46" Square Table with optional Game Top, Blue Diamond Planks, Black Frame

358H Accessible Table

- Available in a (H) single-sided ADA accessible option



ADA Round



ADA Square

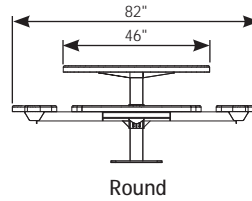
| ADA Square | ADA Octagon | ADA Round |
|------------|-------------|-----------|
| 358H-V | 358H-OV | 358H-RDV |
| 358H-P | 358H-OP | 358H-RDP |
| 358H-VR | 358H-OVR | |
| 358H-PR | 358H-OPR | |

* See page 91 for color options.

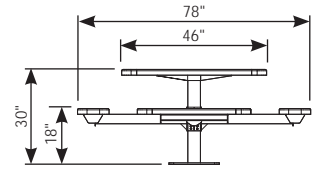
358PS-PLP 46" Preschool Table



358PS 46" Preschool Table
Learning Table Top shown



Round



Square / Octagon

| Frame Option | Added Abbreviation: |
|---------------|---------------------|
| Inground | S |
| Surface Mount | SM |

Examples: 349S-, 349SM-
Add the abbreviation after the initial number to designate mounting option

338SM-RDV 46" Surface Mount Round Single Pedestal Table, Red Diamond Planks, Black Frame

338 46" Single Pedestal Table



The 338 Table is an all welded frame with 4" x 4" square center post and heavy-duty round extension arms supporting the seats. The surface mount option is a large 4-hole plate welded to the center post.

- 46" square, octagon, or round top table with standard 1-5/8" I.D. umbrella hole
- 4" x 4" square post frame with 2-7/8" O.D. round support arms
- Thermoplastic planks with powder-coated frame
- All stainless steel hardware
- Available inground (S) or surface mount (SM)
- For Double-sided Accessibility add (H2)
- For Single-sided Accessibility add (H3)

| Square | Octagon | Round |
|--------|---------|---------|
| 338-V | 338-OV | 338-RDV |
| 338-P | 338-OP | 338-RDP |
| 338-VR | 338-OVR | |
| 338-PR | 338-OPR | |

| ADA Double-Sided | ADA Single-Sided |
|------------------|------------------|
| 338H2-add (H2) | 338H3-add (H3) |

Add protection from the sun with our... 320 Canopy Table

- 6' lengths available with canopy
- Available with Diamond or Perforated Planks only
- 4" x 4" square all MIG welded frame and support arms
- All stainless steel hardware
- Available inground

6'
320-V6
320-P6



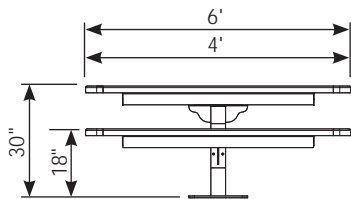
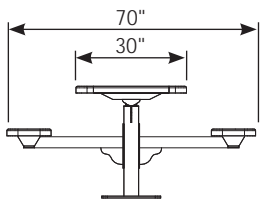
337SM-P6 6' Surface Mount Rectangular Single Pedestal Table, Brown Perforated Planks, Black Frame

337 Rectangular Single Pedestal Table

The Heavy-Duty Pedestal Table has a 4" square center post and 3" square arm posts and is ADA accessible.

- 4' and 6' lengths
- 4" x 4" square post frame with 3" x 3" square support arms
- Thermoplastic planks with powder-coated frame
- Available inground (S) or surface mount (SM)
- All MIG welded frame
- All stainless steel hardware

| ADA 4' | ADA 6' |
|---------|---------|
| 337-V4 | 337-V6 |
| 337-VR4 | 337-VR6 |
| 337-P4 | 337-P6 |
| 337-PR4 | 337-PR6 |



320-P8 8' Inground Canopy Table, Blue Perforated Planks, Black Frame

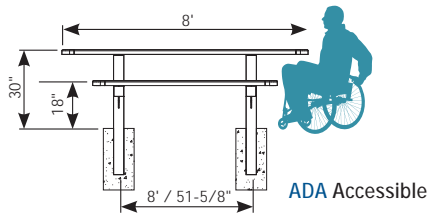
320 Canopy Table

347 Rectangular Dual Pedestal Table

Dual Pedestal Table is designed for recreational and food service areas. Only available as inground mount.

- 6' and 8' lengths available with ADA accessibility
- 4" x 4" square all MIG welded frame and support arms
- Thermoplastic top and seats with powder-coated frame
- All stainless steel hardware

| 6' | 8' | ADA 8' |
|---------|---------|----------|
| 347-V6 | 347-V8 | 347H-V8 |
| 347-P6 | 347-P8 | 347H-P8 |
| 347-VR6 | 347-VR8 | 347H-VR8 |
| 347-PR6 | 347-PR8 | 347H-PR8 |



347-P6 6' Rectangular Dual Pedestal Table (Inground only), Green Perforated Planks, Black Frame

349 Multi Pedestal Table

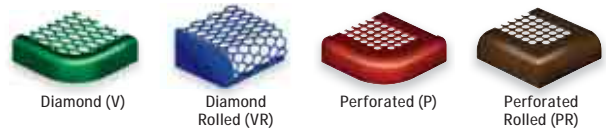
The Multi Pedestal Table has a non-trip design and is great for any park or restaurant. Available as an 8' ADA accessible table.

- 4" square post all MIG welded frame with walk through design
- Thermoplastic planks with powder-coated frame
- All stainless steel hardware
- Available in inground (S) or surface mount (SM) options

| 6' | 8' | ADA 8' |
|---------|---------|----------|
| 349-V6 | 349-V8 | 349H-V8 |
| 349-P6 | 349-P8 | 349H-P8 |
| 349-VR6 | 349-VR8 | 349H-VR8 |
| 349-PR6 | 349-PR8 | 349H-PR8 |



Diamond & Perforated Metal Planks



349U Utility Table

Utility Tables have a non-trip design and are ideal for any park or restaurant. 6' and 8' tables are ADA accessible.

- 4" square post all MIG welded frame with walk through design
- Thermoplastic planks with powder-coated frame
- All stainless steel hardware
- Available in both inground (S) or surface mount (SM) options

| ADA 6' | ADA 8' |
|----------|----------|
| 349U-V6 | 349U-V8 |
| 349U-VR6 | 349U-VR8 |
| 349U-P6 | 349U-P8 |
| 349U-PR6 | 349U-PR8 |



Reminder

All powder-coat and thermoplastic color options can be found on page 91.



361L-V Portable Square Low Food Court Table, Green Diamond Seats, Black Frame
953 Low Food Court Chairs, Green

Add (L) for
30"
LOW TABLE

361 Food Court Table

The 361 Portable Food Court Table has a 36" table top with a 42" high frame. Table can be used in combination with any of our 956 or 953 portable chairs. Available in a square or round table top. Umbrella hole standard 1-5/8" diameter.


- 1-5/8" O.D. all MIG welded (portable)
- Optional (L) low 30" table
- Thermoplastic planks with powder coated frame
- Non-trip design
- All stainless steel hardware

| 42" Tall | Square | Round |
|----------|--------|----------|
| | 361-V | 361-RDV |
| | 361-P | 361-RDP |
| | 361-SD | 361-RDSD |

Diamond & Perforated Metal Planks



Diamond (V)



Perforated (P)



Solid (SD)

360/360L Tall Food Court Table

The 360 Food Court Table is a taller 42" high table with a 36" round or square table top. Table can be used in combination with any of our 956 food court chairs. Umbrella hole not available.

- 3-1/2" O.D. all MIG welded – portable (P)
- 3" Square all MIG welded – inground (S) or surface mount (SM)
- Thermoplastic planks with powder-coated frame
- Optional low (L) 30" table
- Non-trip design
- All stainless steel hardware

| 42" Table | Square | Round |
|-----------|--------|----------|
| | 360-V | 360-RDV |
| | 360-P | 360-RDP |
| | 360-SD | 360-RDSD |

| 30" Table | Square | Round |
|-----------|---------|-----------|
| | 360L-V | 360L-RDV |
| | 360L-P | 360L-RDP |
| | 360L-SD | 360L-RDSD |



360S-RDV Inground Mount Round Tall Food Court Table, Red Solid Top, Black Frame

956 Tall Food Court Chairs

The 956 Food Court Chair is a taller 30" chair used in combination with the 42" high tables. Chair has an 18" wide contour seat for comfort and comes in 5 different designs.

- 1-5/16" O.D. all MIG welded
- Thermoplastic planks with powder-coated frame
- All stainless steel hardware
- Portable

| TALL CHAIR | 30" Chair |
|------------|-----------|
| | 956-V |
| | 956-P |
| | 956-FB |
| | 956-W |
| | 956-S |

953 Standard Food Court Chairs

The 953 Food Court Contour Chair can be used with our standard 30" tables. The chairs have an 18" contour seat for comfort.

- 1-5/16" O.D. all MIG welded arched support legs and arms
- Thermoplastic planks with powder-coated frame
- All stainless steel hardware
- Portable

| STANDARD CHAIR | 18" Chair |
|----------------|-----------|
| | 953-V |
| | 953-P |
| | 953-FB |
| | 953-W |
| | 953-S |



360P-RDSD Green Portable Round Tall Food Court Table, Solid Top, Black Frame
956-V Tall Food Court Chairs, Diamond Seats, Green

Die Formed Steel Seating



Diamond (V) Perforated (P) Fiesta (FB) Wave (W) Slat (S)

* See page 91 for color options.



LX-36 Lexington Receptacle, Red
 FTR-32-08 Flat Top Lid
 PL-32 Plastic Liner

964-S6 6' Charleston Slat Bench
 with Laser Lettering, Red



970-S6 Cantilevered Bench, Red Slat
 Seating, Black Frame with Laser Lettering

EX-32 Diamond Trash Receptacle,
 Red with Custom Lettering
 RBR-32 Rain Bonnet Lid
 PL-32 Plastic Liner

Specialty Items

UltraSite Classic Collection includes specialty items like planters, trash receptacles, ashtrays, golf equipment, and umbrellas. These specialty items are designed to match the Classic tables and benches, creating an aesthetically pleasing outdoor environment.

Customization

Select planters and trash receptacles can be customized!

- Name of your community, school, or campus
- Advertise your business
- Dedication to an individual or group
- Honor friends or loved ones
- Raise funds for a civic group or organization

See pages 20-21 for customized options.

2418 UltraSite Planters



RD2418-P UltraSite Perforated Round Planter, Burgundy (Includes liner)


The UltraSite Square and Round Planter Boxes comes in the Diamond (V) or Perforated (P) design with a plastic liner included. Planter is both portable and/or surface mount.

- 24" wide x 18" high planters
- All MIG welded frame
- Thermoplastic finish
- Plastic liner included

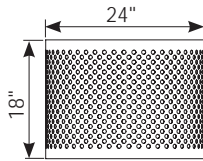
Diamond & Perforated Metal Planks



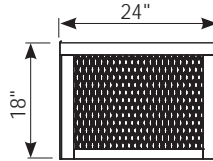
Diamond (V)



Perforated (P)



RD2418



SQ2418



SQ2418-V UltraSite Diamond Square Planter Box, Green (Includes liner)

| Square | Round |
|----------|----------|
| SQ2418-V | RD2418-V |
| SQ2418-P | RD2418-P |



RD2418-LX Lexington Planter, Vertical Slat, Green

2418 Lexington Planters

The Lexington Planter comes with Vertical Slat (LX) style. To coordinate your site, choose benches and seats with slat patterns.

- 24" wide x 18" high planters
- 1/8" x 2" steel flat bar
- All MIG welded frame
- Powdercoat finish
- Portable and/or surface mount
- Inground mounting kit available - sold separately



Vertical Slat (LX)
RD2418-LX

IG/SM Receptacle Mounting Kits

All trash receptacles are portable and can be converted into either inground (IG) or surface mount (SM). Kits fit 32, 36 (IG only), and 55 gallon receptacles. Sold separately

- 2-3/8" O.D. all MIG welded pipe
- Powder-coated black

| | Inground | Surface Mount |
|---------|----------|---------------|
| 32 GAL. | IG KIT | SM KIT |
| 36 GAL. | IG KIT | - |
| 55 GAL. | IG KIT | SM KIT |



IG KIT Inground Mounting Kit

SM KIT Surface Mounting Kit

Metal Receptacle Lids

The Metal Receptacle Lids fit our 32 gallon or 55 gallon receptacles.

- 8" opening (08) standard
- Optional 14" opening (14) available
- 18 gauge spun metal
- 23-3/4" I.D. opening
- 1/2" diameter rod (AUR & RBR)
- All MIG welded frame (AUR & RBR)

AUR-32-08



RBR-32-08



FTR-32-08



AUR Ash Urn

- 13" h x 24" w (26 3/4" for 55 gal.)
- 20 gauge spun metal bonnet and ash urn

RBR Rain Bonnet

- 13" h x 24" w (26 3/4" for 55 gal.)
- Protective shield covering
- 20 gauge spun metal bonnet

FTR Flat Top

- 24" w (26 3/4" for 55 gal.)
- Spun metal lid
- Thermoplastic coated color options - pg. 91

Reminder

You can customize most planters and trash receptacles. See page 47.

| | 8" Opening | 14" Opening |
|---------|------------|-------------|
| 32 GAL. | AUR-32-08 | AUR-32-14 |
| 55 GAL. | AUR-55-08 | AUR-55-14 |

| | 8" Opening | 14" Opening |
|---------|------------|-------------|
| 32 GAL. | RBR-32-08 | RBR-32-14 |
| 55 GAL. | RBR-55-08 | RBR-55-14 |

| | 8" Opening | 14" Opening |
|---------|------------|-------------|
| 32 GAL. | FTR-32-08 | FTR-32-14 |
| 55 GAL. | FTR-55-08 | FTR-55-14 |

Receptacles

- Diamond (V), Perforated (P), Fiesta (FB), Wave (W), or Slat (S) pattern
- Available in 32 gallon (30" h x 23½" w) and 55 gallon (36½" h x 26½" w) sizes
- Optional plastic liner & 5 different lid styles
- All MIG welded unit
- Thermoplastic finish
- Portable with mounting options sold separately
- Lids and liners are sold separately


| 32 Gallon | 55 Gallon |
|-----------|-----------|
| EX-32 | EX-55 |
| PR-32 | PR-55 |
| FB-32 | FB-55 |
| W-32 | W-55 |
| S-32 | S-55 |



954-P6 Perforated Bench with Custom Lettering, Green

PR-32 Perforated Trash Receptacle, Green
FTR-32-08 Flat Top Lid, PL-32 Plastic Liner

Die Formed Steel



Diamond (V) Perforated (P) Fiesta (FB) Wave (W) Slat (S)

PL Receptacle Liner

The heavy-duty black plastic liner fits most of our 32 and 55 gallon trash receptacles.

- 32-Gallon measures 21-7/8" wide x 27-1/2" tall
- 55-Gallon measures 23-3/8" wide x 31-3/8" tall
- Heavy-Duty Plastic
- Thermoplastic finish
- Sold Separately



PL-32 Receptacle Liner

| | Liner |
|---------|-------|
| 32 GAL. | PL-32 |
| 55 GAL. | PL-55 |



W-32 Wave pattern with optional RT-32 Lid and PL-32 Liner



EX-32 Blue Diamond Pattern with optional FTR-32-08 Lid and PL-32 Liner

32RE Standard Recycle Logo Receptacle

All trash receptacles are portable and can be converted into either (IG) inground or (SM) surface mount. Kits sold separately.

| 32 Gallon |
|-----------|
| EX-32RE |
| PR-32RE |

- Diamond (V) and Perforated (P) pattern
- Available in 32 gallon (30" h x 23½" w)
- Optional plastic liner & 5 different lid styles
- All MIG welded unit
- Thermoplastic finish
- Portable with mounting options sold separately
- Lids and liners are sold separately
- Three recycling emblems are visible from all angles



PR-32RE Ultra Blue Perforated Pattern with optional FTR-32-08 Lid

Dome Receptacle Lids

RT-32



RT-32 Round Dome-Top

- 11¾" h x 24¾" w
- 32 gallon 24" I.D.
- Comes standard as black
- Also available in Brown, Gray, or Blue
- Heavy duty polyethylene lid with a swing door

32 GAL. RT-32

DT-32



DT-32 Square High-Top

- 17" h x 24¾" w and 55 gal. 18" h x 28¼" w
- 32 gal. 24" I.D. and 55 gal. 27" I.D.
- Heavy duty polyethylene lid with a swing door
- Black only

32 GAL. DT-32
55 GAL. DT-55



EX-12 Ash Tray, Black Diamond Pattern

965-W6 6' Surface Mount Contour Bench, Black Wave Slats, Spartan Bronze Frame



PR-12AT Trash Combo, Green Perforated Pattern

12¹² 12AT Ash Tray & Trash Combo

12 Series Ash Tray and 12AT Ash Tray/Trash combination.

- 12-1/2" wide x 24" high
- All MIG welded
- Can be portable and/or surface mount
- Liner included

| | Ash Tray | Ash Tray/Trash Combo |
|-------------------|----------|----------------------|
| DIAMOND | EX-12 | EX-12AT |
| PERFORATED | PR-12 | PR-12AT |

Diamond & Perforated Metal Planks



Diamond (V)

Perforated (P)

PL Receptacle Liner

The heavy-duty black plastic liner fits most of our 32 and 55 gallon trash receptacles.

- 32-Gallon measures 21-7/8" wide x 27-1/2" tall
- 55-Gallon measures 23-3/8" wide x 31-3/8" tall
- Heavy-Duty Plastic
- Sold Separately

| | Liner |
|---------|-------|
| 32 GAL. | PL-32 |
| 55 GAL. | PL-55 |

PL-32 Receptacle Liner




CABLE 18" Cable

- Attachment is used to keep the lid and trash receptacle permanently connected
- 3/32" diameter braided cable
- Sold separately

Specify cable when ordering lid and receptacle



Diamond & Perforated Metal Planks



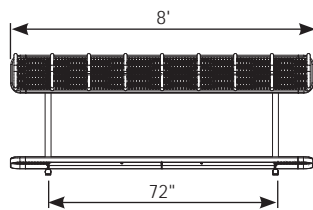
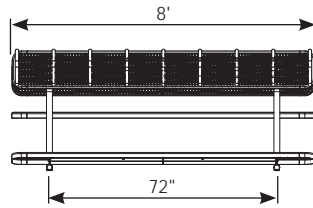
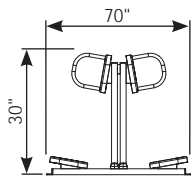
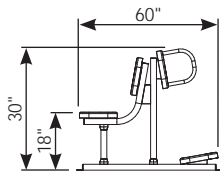
110 115 Golf Bag Stands

The UltraSite 8' Golf Bag Stand is available with or without a bench. The 110 golf bag holder has a 16-bag capacity, while the 115 has an 8-bag capacity with bench. Both are portable and/or surface mount.

- 2-3/8" all MIG welded frame
- Thermoplastic finish with powder-coated frame
- All stainless steel hardware

| | 8-Bag | 16-Bag |
|--|---------|---------|
| | 110-18V | 110-28V |
| | 110-18P | 110-28P |

| BENCH | 8-Bag |
|-------|---------|
| | 115-28V |
| | 115-28P |



110-28V 16-Bag Golf Stand, Green Diamond Planks, Black Frame



115-28V 8-Bag Golf Stand with bench, Green Diamond Planks, Black Frame

100 105 Golf Range Dividers

The UltraSite Tee/Driving Range Dividers are designed for safety to deflect golf balls. The range divider is available as inground (S) or surface mount (SM).

- 1-1/16" all MIG welded
- Thermoplastic finish
- Diamond pattern only

| Inground | Surface Mount |
|----------|---------------|
| 100S-V | 100SM-V |
| 105S-V | 105SM-V |



100SM-V Surface Mount Golf Range Divider, Red



105SM-V Surface Mount Golf Range Divider with Bag Rest, Green

* See page 91 for color options.

Traditional Furnishings

UltraSite™ Traditional Furnishings include a complete line of weather-resistant site furnishings, coordinating specialty items, furnishings for early childhood, bike racks, and crowd barriers.

632 Rotating Grill



238-V6 6' Portable Rectangular Table,
Blue Diamond Planks, Black Frame

PG 54

Site Furnishings

Our traditional furnishings include benches, tables, and trash receptacles. All planks are made of weather-resistant materials. Frames are available hot-dipped galvanized or with powder-coated colors as shown on page 91.

- Choose from untreated wood, pressure treated wood, redwood stain, aluminum or recycled plastic planks

PG 70

Specialty Items

- Trash receptacles & lids
- Rotating & dual grate grills
- Fire rings



- Portable, surface mount, and inground bike racks
- Umbrellas offer shade to most UltraSite™ tables
- Lantern posts



PG 72

Bike Racks

UltraSite's bike rack collection provides both functional and decorative options for all public settings. The offering includes traditional bike racks, as well as newly engineered racks that meet the recommendation of the Association of Pedestrian and Bicycle Professionals.



PG 78

Early Childhood



This collection of children's furnishings are just the right size for younger visitors and provide the ideal setting for socializing or enjoying a picnic or craft project.

- Choose from high quality miniatures of our most popular Classic Furnishings
- Portable to be easily situated
- Create child-friendly seating environments in parks, playgrounds, and outdoor classrooms

Traditional Benches

A complete and versatile line of long-lasting site furnishings. We offer the choice of wood, aluminum, or environmentally conscious recycled plastic planks.

Feature

Most 2" x 10" recycled plastic planks include steel reinforcement bars to eliminate plank warping.



940P-CDR16 Portable 6' Cedar Recycled Plastic Bench with Back



940P-GRY6 Portable 6' Gray Recycled Plastic Bench with Back

940 Extra Heavy-Duty Benches

- Standard 2" x 4" planks with the option of 2" x 10" planks
- All MIG welded frame with zinc plated hardware
- Brace is 1-1/16" O.D. pipe
- Available portable (P), inground (S), or surface mount (SM)
- See page 91 for frame coating options or hot-dipped galvanized

| 6 FOOT BENCH | 2" x 4" Planks | 2" x 10" Planks | 8 FOOT BENCH | 2" x 4" Planks | 2" x 10" Planks |
|---------------------|----------------|---------------------|--------------|----------------|-----------------|
| | 940-U6 | 940-U16 | | 940-U8 | 940-U18 |
| 940-PT6 | 940-PT16 | 940-PT8 | 940-PT18 | | |
| 940-T6 | 940-T16 | 940-T8 | 940-T18 | | |
| 940-GRY6 | 940-GRY16 | 940-GRY8 | 940-GRY18 | | |
| 940-CDR6 | 940-CDR16 | 940-CDR8 | 940-CDR18 | | |
| 940-BRN6 | 940-BRN16 | 940-BRN8 | 940-BRN18 | | |
| 940-GRN6 | 940-GRN16 | 940-GRN8 | 940-GRN18 | | |
| 940-F6 (frame only) | | 940-F8 (frame only) | | | |




940P-A6 6' Portable, Aluminum Bench

Get ready for the game with... 940 Aluminum Benches

- Standard 2" x 10" Aluminum Planks
- Available in 6', 8', 15', and 21' lengths
- Available portable (P), inground (S), or surface mount (SM)

| Aluminum | Length | 2" x 10" Planks |
|----------|---------|-----------------|
| | 6 Foot | 940-A6 |
| | 8 Foot | 940-A8 |
| | 15 Foot | 940-A15 |
| | 21 Foot | 940-A21 |

940 Aluminum Team Benches



Untreated (U)

Pressure Treated (PT)

Redwood Stain (T)

Gray (GRY)

Cedar (CDR)

Brown (BRN)

Green (GRN)

Aluminum (A)
 2"x10" only



Feature

All 2" x 10" aluminum planks feature end caps for a high-quality finished edge.

942P-A6 6' Portable, Aluminum Team Bench

942 Park/Team Benches without back

- 6' or 8' lengths
- 2" x 10" aluminum, wood, or recycled plastic style planks
- All MIG welded frame with zinc plated hardware
- Brace is 1-1/16" O.D. pipe
- Available portable (P), inground (S), or surface mount (SM)



942S-U6 6' Inground, Untreated Bench

| | 2" x 10" | 2" x 10" |
|--------------|------------------------|------------------------|
| 6 FOOT BENCH | 942-U6 | 942-U8 |
| | 942-PT6 | 942-PT8 |
| | 942-T6 | 942-T8 |
| | 942-GRY6 | 942-GRY8 |
| | 942-CDR6 | 942-CDR8 |
| | 942-BRN6 | 942-BRN8 |
| 8 FOOT BENCH | 942-GRN6 | 942-GRN8 |
| | 942-F6 (frame only) | 942-F8 (frame only) |
| | Length | 2" x 10" |
| Aluminum | 6 Foot | 942-A6 |
| | 8 Foot | 942-A8 |
| | 15 Foot | SSA15 |
| | 21 Foot | SSA21 |

970 Cantilevered Park Bench

- 6' or 8' lengths with 8-slat seating
- 2" x 4" wood or recycled plastic style planks
- Frame is made of 2-3/8" O.D. all MIG welded pipe
- All zinc plated hardware
- Available inground mount only

| | 2" x 4" | 2" x 4" |
|--------------|----------|----------|
| 6 FOOT BENCH | 970-U6 | 970-U8 |
| | 970-PT6 | 970-PT8 |
| | 970-T6 | 970-T8 |
| | 970-GRY6 | 970-GRY8 |
| | 970-CDR6 | 970-CDR8 |
| | 970-BRN6 | 970-BRN8 |
| 8 FOOT BENCH | 970-GRN6 | 970-GRN8 |



2" x 10" Aluminum Plank



970-U6 6' Inground, Untreated Cantilevered Bench

970 Cantilevered Park Bench

975

Single-Post Contour Park Bench

- Standard 2" x 4" planks with 8-slat contoured seating
- Available in 6' or 8' lengths
- Frame is made of 2-3/8" O.D. pipe
- All MIG welded frame with zinc plated hardware
- Available inground (S) or surface mount (SM)
- Frame can be powder-coated or hot-dip galvanized

| 6 FOOT BENCH | 2" x 4" |
|--------------|----------|
| | 975-U6 |
| | 975-PT6 |
| | 975-T6 |
| | 975-GRY6 |
| | 975-CDR6 |
| | 975-BRN6 |
| | 975-GRN6 |

| 8 FOOT BENCH | 2" x 4" |
|--------------|----------|
| | 975-U8 |
| | 975-PT8 |
| | 975-T8 |
| | 975-GRY8 |
| | 975-CDR8 |
| | 975-BRN8 |
| | 975-GRN8 |



975SM-PT6 6' Surface Mount, Pressure Treated Wood Contoured Bench with 8-Slats


965

Double-Post Contour Park Bench

- Standard 2" x 4" planks with 8-slat contoured seating
- Available in 6' or 8' lengths
- Frame is made of 2-3/8" O.D. pipe
- All MIG welded frame with zinc plated hardware
- Available inground (S) or surface mount (SM)
- Frame can be powder-coated or hot-dip galvanized

| 6 FOOT BENCH | 2" x 4" |
|--------------|----------|
| | 965-U6 |
| | 965-PT6 |
| | 965-T6 |
| | 965-GRY6 |
| | 965-CDR6 |
| | 965-BRN6 |
| | 965-GRN6 |

| 8 FOOT BENCH | 2" x 4" |
|--------------|----------|
| | 965-U8 |
| | 965-PT8 |
| | 965-T8 |
| | 965-GRY8 |
| | 965-CDR8 |
| | 965-BRN8 |
| | 965-GRN8 |



965SM-U6 6' Surface Mount, Untreated Wood Contoured Bench with 8-Slats

| Frame Option | Added Abbreviation: |
|---------------|---------------------|
| Portable | P |
| Inground | S |
| Surface Mount | SM |

Examples: 965P-, 965S-, 965SM
Add the abbreviation after the initial number to designate mounting option



982SM-BRN6 6' Surface Mount, Brown Recycled Plastic, Single-Sided Bench (2" x 4" Plank Size Shown)

982 Single-sided Park Bench

- Available in 6' or 8' lengths
- 4" x 4", 3" x 4", and 2" x 4" wood or recycled plastic style planks
- 3" x 3" square all MIG welded frame
- All zinc plated hardware
- Available inground (S) or surface mount (SM)
- Frame can be powder-coated or hot-dip galvanized

| | 2" x 4" | 3" x 4" | 4" x 4" |
|--------------|----------|-----------|-----------|
| 6 FOOT BENCH | 982-GRY6 | 982-GRY36 | 982-GRY46 |
| | 982-CDR6 | 982-CDR36 | 982-CDR46 |
| | 982-BRN6 | 982-BRN36 | 982-BRN46 |
| | 982-GRN6 | 982-GRN36 | 982-GRN46 |
| | 982-U6 | | |
| | 982-PT6 | | |
| | 982-T6 | | |

| | 2" x 4" | 3" x 4" | 4" x 4" |
|--------------|----------|-----------|-----------|
| 8 FOOT BENCH | 982-GRY8 | 982-GRY38 | 982-GRY48 |
| | 982-CDR8 | 982-CDR38 | 982-CDR48 |
| | 982-BRN8 | 982-BRN38 | 982-BRN48 |
| | 982-GRN8 | 982-GRN38 | 982-GRN48 |
| | 982-U8 | | |
| | 982-PT8 | | |
| | 982-T8 | | |



3 Plank Sizes Available

2" x 4"

3" x 4"

4" x 4"



960S-U6 6' Double-Sided Park Bench with back (Shown in Untreated Wood)

Double your seating capacity with our... 960 Double-Sided Park Bench

- 6' or 8' lengths
- 2" x 4" wood or recycled plastic style planks
- 3" x 3" square all MIG welded frame
- All zinc plated hardware
- Available inground (S) or surface mount (SM)
- Frame can be powder-coated or hot-dip galvanized

| | 2" x 4" | 2" x 4" |
|--------------|----------|----------|
| 6 FOOT BENCH | 960-U6 | 960-U8 |
| | 960-PT6 | 960-PT8 |
| | 960-T6 | 960-T8 |
| | 960-GRY6 | 960-GRY8 |
| | 960-CDR6 | 960-CDR8 |
| | 960-BRN6 | 960-BRN8 |
| 8 FOOT BENCH | 960-GRN6 | 960-GRN8 |

960 Double-Sided Park Bench

Traditional Furnishings

Designed to create an elegant and functional landscape by pairing benches together with receptacles & planters to beautify any public setting.

982/960/952 Bollard-style
INGROUND · SURFACE MOUNT

Traditional Benches

TR-32-CDR Cedar Traditional Trash Receptacle
FT-32-TR Flat Top Lid
PL-32 Plastic Liner

952SM-CDR6 6' Surface Mount, Cedar Recycled Plastic Bench without back

ultra-site.com

952 Bollard-style Bench without back

- Available in 6' or 8' lengths
- 4" x 4", 3" x 4", and 2" x 4" wood or recycled plastic style planks
- 3" x 3" square all MIG welded frame with all zinc plated hardware
- Available inground (S) or surface mount (SM)

| 6 FOOT BENCH | 2" x 4" | 3" x 4" | 4" x 4" |
|--------------|----------|-----------|-----------|
| | 952-GRY6 | 952-GRY36 | 952-GRY46 |
| | 952-CDR6 | 952-CDR36 | 952-CDR46 |
| | 952-BRN6 | 952-BRN36 | 952-BRN46 |
| | 952-GRN6 | 952-GRN36 | 952-GRN46 |
| 952-U6 | | | |
| 952-PT6 | | | |
| 952-T6 | | | |

| 8 FOOT BENCH | 2" x 4" | 3" x 4" | 4" x 4" |
|--------------|----------|-----------|-----------|
| | 952-GRY8 | 952-GRY38 | 952-GRY48 |
| | 952-CDR8 | 952-CDR38 | 952-CDR48 |
| | 952-BRN8 | 952-BRN38 | 952-BRN48 |
| | 952-GRN8 | 952-GRN38 | 952-GRN48 |
| 952-U8 | | | |
| 952-PT8 | | | |
| 952-T8 | | | |

Coordinate with our... TR-32 Receptacles & Planters


- Styles shown on page 78
- Square or round styles
- Recycled plastic planks
- All zinc plated hardware
- Inground Mounting



TR-32-GRN Green Traditional Trash Receptacle with
RB-32-TR Rain Bonnet Lid
PL-32 Plastic Liner



TR-32-GRN Trash Receptacle



Untreated (U) Pressure Treated (PT) Redwood Stain (T)

Gray (GRY) Cedar (CDR) Brown (BRN) Green (GRN)

Traditional Tables

High-quality, practical, and comfortable options for parks and recreational settings. We offer you a choice of wood, aluminum, or environmentally conscious recycled plastic planks.



158-PT6 6' Pressure Treated Heavy-Duty Table

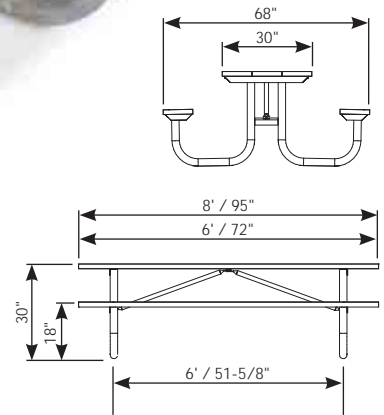
238 Extra Heavy-Duty Table Rectangular

- Available in 6' or 8' lengths with walk-thru design
- 2-3/8" O.D. all MIG welded frame with 1-5/16" O.D. brace
- Table has pre-drilled holes for a portable and/or surface mount frame
- All zinc plated hardware
- Available in wood or recycled plank colors
- Frame can be powder-coated or hot-dip galvanized

| 6 FOOT TABLE | 2"x 10" | 2"x 10" |
|--------------|----------|----------|
| | 238-U6 | 238-U8 |
| | 238-PT6 | 238-PT8 |
| | 238-T6 | 238-T8 |
| | 238-A6 | 238-A8 |
| | 238-GRY6 | 238-GRY8 |
| | 238-CDR6 | 238-CDR8 |
| | 238-BRN6 | 238-BRN8 |
| | 238-GRN6 | 238-GRN8 |



238-GRN6 6' Green, Portable Rectangular Table



ADA Accessible Table

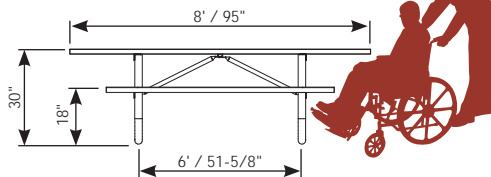


- Available in an 8' ADA accessible option with choice of double-sided (H) or single-sided (HS) accessibility
- Recycled planks available Double-Sided (H) only

| 8 FOOT TABLE | ADA Double-Sided | ADA Single-Sided |
|--------------|------------------|------------------|
| | 238H-U8 | 238HS-U8 |
| | 238H-PT8 | 238HS-PT8 |
| | 238H-T8 | 238HS-T8 |
| | 238H-A8 | 238HS-A8 |
| | 238H-GRY8 | |
| | 238H-CDR8 | |
| | 238H-BRN8 | |
| | 238H-GRN8 | |



238-PT6 6' Pressure Treated, Portable Rectangular Table



Wood Planks

Recycled Plastic Planks

Aluminum Planks





Benefits

Accessibility promotes independence, comfort, and active participation by individuals of all abilities.

238H-4-PT10 10' Pressure Treated Portable ADA Shelter Table

238H

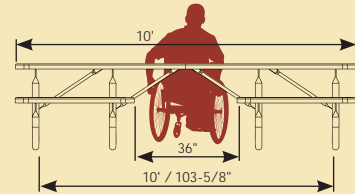
ADA Shelter Table

- Available in 10' and 12' lengths with walk-thru design
- 2-3/8" O.D. all MIG welded frame
- 2" x 10" planks
- 1-5/16" O.D. brace
- All zinc plated hardware
- portable and/or surface mount

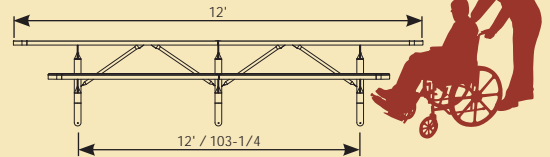


| | | | |
|----------------------|--------------------|----------------------|--------------------|
| 10' ADA TABLE | ADA 4-Frame | 12' ADA TABLE | ADA 3-Frame |
| | 238H-4-U10 | | 238H-3-U12 |
| | 238H-4-PT10 | | 238H-3-PT12 |
| | 238H-4-T10 | | 238H-3-T12 |
| | 238H-4-A10 | | 238H-3-A12 |
| | frame only | | frame only |
| | 238H-4-F10 | | 238H-3-F12 |

238H-4 (4-Frame Accessible Table)



238H-3 (3-Frame Accessible Table)



238-3 Shelter Table

- Available in 10' and 12' lengths with walk-thru design
- 2-3/8" O.D. all MIG welded frame
- 2" x 10" planks
- 1-5/16" O.D. brace
- All zinc plated hardware
- portable and/or surface mount

| | | | |
|------------------|------------------------------|------------------|------------------------------|
| 10' TABLE | 3-Frame Shelter Table | 12' TABLE | 3-Frame Shelter Table |
| | 238-3-U10 | | 238-3-U12 |
| | 238-3-PT10 | | 238-3-PT12 |
| | 238-3-T10 | | 238-3-T12 |
| | 238-3-A10 | | 238-3-A12 |
| | frame only | | frame only |
| | 238-3-F10 | | 238-3-F12 |



238-3-T10 10' Redwood Stain, Portable Shelter Table

Pipe Diameter Choices



* See pages 90-91 for color options.

238 Shelter Table



BT238-BRN6 6' Portable Bolt-Thru Rectangular Table shown with Brown Recycled Planks

BT238 Bolt-Thru Table Extra Heavy-Duty

- Portable table comes in 6' and 8' lengths
- 2-3/8" O.D. bolt-thru frame
- 2" x 10" planks
- 1-1/16" O.D. brace
- All galvanized hardware (for wood)
- All zinc plated hardware (for recycled plastic & aluminum)



TRSQ-32-BRN Square Trash Receptacle, Brown with FT-32-TRSQ Square Flat Top Lid (Liner sold separately)

6 FOOT TABLE

2" x 10"

- BT238-U6
- BT238-PT6
- BT238-T6
- BT238-A6
- BT238-GRY6
- BT238-CDR6
- BT238-BRN6
- BT238-GRN6

BT238-F6 (frame only)

8 FOOT TABLE

2" x 10"

- BT238-U8
- BT238-PT8
- BT238-T8
- BT238-A8
- BT238-GRY8
- BT238-CDR8
- BT238-BRN8
- BT238-GRN8

BT238-F8 (frame only)

Coordinate with our...

TR-SQ32 Trash Receptacle

- Styles shown on page 78
- Square styling
- Recycled Plastic Planks
- All zinc plated hardware
- (S) Inground Mounting
- Liner sold separately



Most 2" x 10" recycled plastic planks include reinforcement steel bars to eliminate plank warping.



TRSQ-32-CDR Square Trash Receptacle, Cedar

Wood Planks

Recycled Plastic Planks

Aluminum Planks



Untreated (U)

Pressure Treated (PT)

Redwood Stain (T)



Gray (GRY)

Cedar (CDR)

Brown (BRN)

Green (GRN)

Aluminum (A)
2"x10" only

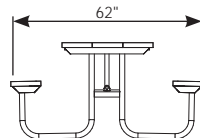
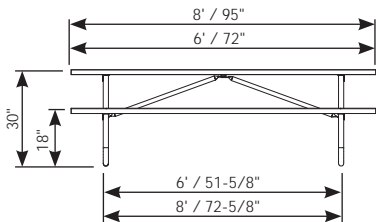


158-PT6 6' Portable, Pressure Treated Heavy-Duty Rectangular Table

158 Heavy-Duty Table Rectangular

- Available in 6' or 8' lengths with walk-thru design
- 1-5/8" O.D. all MIG welded frame with 1-5/16" O.D. brace
- All galvanized hardware (for wood)
- All zinc plated hardware (for recycled plastic & aluminum)
- Pre-drilled holes for a portable and/or surface mount frame

| 6 FOOT BENCH | 2"x 10" | 8 FOOT BENCH | 2"x 10" |
|--------------|-------------------|--------------|-------------------|
| | 158-U6 | | 158-U8 |
| | 158-PT6 | | 158-PT8 |
| | 158-T6 | | 158-T8 |
| | 158-A6 | | 158-A8 |
| | 158-GRY6 | | 158-GRY8 |
| | 158-CDR6 | | 158-CDR8 |
| | 158-BRN6 | | 158-BRN8 |
| | 158-GRN6 | | 158-GRN8 |
| | frame only 158-F6 | | frame only 158-F8 |



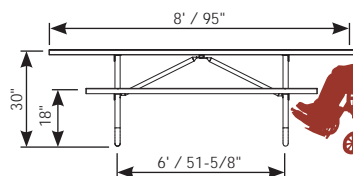
158-A8 8' Portable, Aluminum Heavy-Duty Rectangular Table

158H Accessible Table

- Available in an 8' ADA accessible option with choice of single or double-sided accessibility



| 8 FOOT BENCH | ADA Double | ADA Single |
|--------------|--------------------|---------------------|
| | 158H-U8 | 158HS-U8 |
| | 158H-PT8 | 158HS-PT8 |
| | 158H-T8 | 158HS-T8 |
| | 158H-A8 | 158HS-A8 |
| | 158H-GRY8 | |
| | 158H-CDR8 | |
| | 158H-BRN8 | |
| | 158H-GRN8 | |
| | frame only 158H-F8 | frame only 158HS-F8 |



158H-PT8 8' Portable, Pressure Treated, Double-sided ADA Accessible Table

158H Double ADA Rectangular Table

Feature

Traditional furnishings are available in multiple plank options including wood, recycled plastic, and aluminum



BT158-T6 6' Portable Bolt-Thru Rectangular Table shown with Redwood Stain

BT158 Bolt-Thru Table Heavy-Duty

- Available in 6' and 8' lengths
- 1-5/8" O.D. all bolt together walk-thru design
- 2" x 10" planks
- 1-5/16" O.D. brace
- All galvanized hardware (for wood)
- All zinc plated hardware (for recycled plastic & aluminum)
- Portable (P) and/or surface mount (SM)

6 FOOT BENCH

- 2"x 10"
- BT158-U6
 - BT158-PT6
 - BT158-T6
 - BT158-A6
 - BT158-GRY6
 - BT158-CDR6
 - BT158-BRN6
 - BT158-GRN6

8 FOOT BENCH

- 2"x 10"
- BT158-U8
 - BT158-PT8
 - BT158-T8
 - BT158-A8
 - BT158-GRY8
 - BT158-CDR8
 - BT158-BRN8
 - BT158-GRN8



Bolt-thru design for strength and mobility.

Feature

Add a kid-sized version...
357 Preschool Table

- Styles shown on pages 80-81
- Green or multi-color polyethylene planks
- Portable design




357 Portable Preschool Table
Green Planks with Galvanized Frame

Wood Planks

Recycled Plastic Planks

Aluminum Planks



Untreated (U)

Pressure Treated (PT)

Redwood Stain (T)

Gray (GRY)

Cedar (CDR)

Brown (BRN)

Green (GRN)

Aluminum (A)
2"x10" only



MUV-70 Umbrella

Reminder

Umbrellas offer your patrons protection from the sun and are available for most UltraSite tables. See page 71 for options.



358-GRN48 4-Seat Square Table shown with Green Recycled Plastic Planks and Spartan Bronze Frame

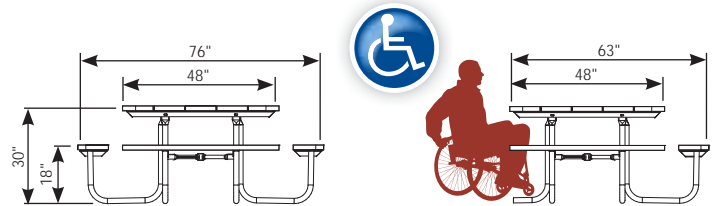
358 48" Square Table

- 1-5/8" O.D. all bolt together walk-thru design
- 1-1/16" O.D. brace
- Umbrella hole diameter 1-5/8" I.D.
- ADA accessible with a 3-seat option
- All galvanized hardware (for wood)
- All zinc plated hardware (for recycled plastic & aluminum)
- Pre-drilled holes in frame allow table to be portable and/or surface mount

| 48" SQUARE TABLE | 3-Seat ADA | 4-Seat |
|------------------|------------|-----------|
| | 358H-U48 | 358-U48 |
| | 358H-PT48 | 358-PT48 |
| | 358H-T48 | 358-T48 |
| | 358H-GRY48 | 358-GRY48 |
| | 358H-CDR48 | 358-CDR48 |
| | 358H-BRN48 | 358-BRN48 |
| 358H-GRN48 | 358-GRN48 | |



358H-CDR48 3-Seat ADA Square Table, Cedar Recycled Plastic Planks, Black Frame



358-PT48 4-Seat Square Table with Pressure Treated Planks, Galvanized Frame

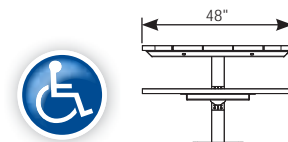
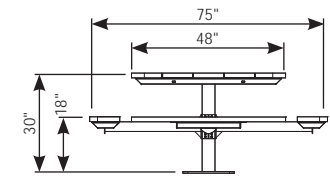
338 Single Pedestal Table

- ADA accessible with 2-seat or 3-seat option
- 4" x 4" all MIG welded frame with 2-7/8" O.D. round support arms
- Umbrella hole diameter 1-5/8" I.D.
- All zinc plated hardware
- Available (S) inground, or (SM) surface mount

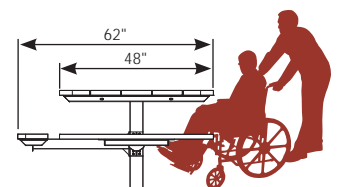
| 48" SQUARE TABLE | 2-Seat ADA | 3-Seat ADA | 4-Seat |
|------------------|-------------|-------------|-----------|
| | 338H2-U48 | 338H3-U48 | 338-U48 |
| | 338H2-PT48 | 338H3-PT48 | 338-PT48 |
| | 338H2-T48 | 338H3-T48 | 338-T48 |
| | 338H2-GRY48 | 338H3-GRY48 | 338-GRY48 |
| | 338H2-CDR48 | 338H3-CDR48 | 338-CDR48 |
| | 338H2-BRN48 | 338H3-BRN48 | 338-BRN48 |
| 338H2-GRN48 | 338H3-GRN48 | 338-GRN48 | |



338SM-PT48 Single Pedestal Table with Pressure Treated Planks, Black Frame



338H2 Double-Sided Accessibility



338H3 Single-Sided Accessibility

| Frame Option | Added Abbreviation: |
|---------------|---------------------|
| Inground | S |
| Surface Mount | SM |

Examples: 338S-, 338SM
Add the abbreviation after the initial number to designate mounting option

* See pages 90-91 for color options. 67



347-PT6 Dual Pedestal Rectangular Table with Pressure Treated Planks, Brown Frame

347 Dual Pedestal Rectangular Table



- Available in 6' or 8' lengths with attached seats
- 4" x 4" all MIG welded frame
- Available in an 8' ADA accessible option with double-sided accessibility
- All zinc plated hardware (for recycled plastic & aluminum)
- Available as inground mount only

| Frame Option | Added Abbreviation: |
|---------------|---------------------|
| Inground | S |
| Surface Mount | SM |

Examples: 337S-, 337SM
Add the abbreviation after the initial number to designate mounting option

| | | Double ADA |
|--------------|-----------|------------|
| 6 FOOT TABLE | 347-U6 | 347H-U8 |
| | 347-PT6 | 347H-PT8 |
| | 347-T6 | 347H-T8 |
| | 347-A6 | 347H-A8 |
| | 347-GRY6 | 347H-GRY8 |
| | 347-CDR6 | 347H-CDR8 |
| 8 FOOT TABLE | 347-BRN6 | 347H-BRN8 |
| | 347-GRN6 | 347H-GRN8 |
| | 347-U8 | 347H-U8 |
| | 347-PT8 | 347H-PT8 |
| | 347-T8 | 347H-T8 |
| | 347-A8 | 347H-A8 |
| 347-GRY8 | 347H-GRY8 | |
| 347-CDR8 | 347H-CDR8 | |
| 347-BRN8 | 347H-BRN8 | |
| 347-GRN8 | 347H-GRN8 | |

More grill options on pages 76-77



Complete your site furnishings for the perfect cookout...

621 Bi-level Grill

- Grills shown on pages 76-77
- Available inground (S) or surface mount (SM)

621 Bi-level Grill

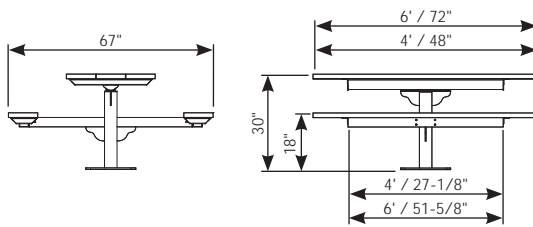


337S-PT6 Inground Single Pedestal Rectangular Table, Untreated Planks, Black Frame

337 Single Pedestal Rectangular Table



- This table is accessible and comes in 4' or 6' lengths
- 4" x 4" square main post with 3" x 3" square arm posts
- All galvanized hardware (for wood)
- All zinc plated hardware (for recycled plastic & aluminum)
- Available inground (S) or surface mount (SM)



| 4 FOOT TABLE | ADA |
|--------------|----------|
| | 337-U4 |
| | 337-PT4 |
| | 337-T4 |
| | 337-A4 |
| | 337-GRY4 |
| | 337-CDR4 |
| | 337-BRN4 |
| | 337-GRN4 |

| 6 FOOT TABLE | ADA |
|--------------|----------|
| | 337-U6 |
| | 337-PT6 |
| | 337-T6 |
| | 337-A6 |
| | 337-GRY6 |
| | 337-CDR6 |
| | 337-BRN6 |
| | 337-GRN6 |

349 Multi Pedestal Table



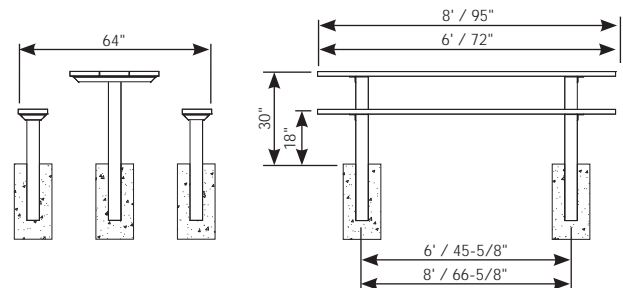
- Available in 6' or 8' lengths with multi pedestal seats
- ADA accessible with double-sided accessibility
- 4" x 4" all MIG welded frame with walk through design
- All galvanized hardware (for wood)
- All zinc plated hardware (for recycled plastic & aluminum)
- Available inground (S) or surface mount (SM)

| 6 FOOT TABLE | |
|--------------|----------|
| | 349-U6 |
| | 349-PT6 |
| | 349-T6 |
| | 349-A6 |
| | 349-GRY6 |
| | 349-CDR6 |
| | 349-BRN6 |
| | 349-GRN6 |

| 8 FOOT TABLE | Double ADA |
|--------------|------------|
| | 349-U8 |
| | 349-PT8 |
| | 349-T8 |
| | 349-A8 |
| | 349-GRY8 |
| | 349-CDR8 |
| | 349-BRN8 |
| | 349-GRN8 |



349SM-U6 Multi Pedestal Rectangular Table, Untreated Planks, Black Frame





600H-D ADA
Accessible Fire Ring



358PS-PLP 46" Portable
Preschool Learning Table



MUV-70 7' Diameter Umbrella

Specialty
Items

Customize your setting with the addition of trash receptacles, shade umbrellas, bollards, grills, crowd barriers, and bicycle racks.



358-RDP 46" Round Table



G699P Arched Feet Crowd Barrier

758
MUV
7GC

UltraSite Shade Umbrellas

The UltraSite umbrellas give your patrons protection from the sun. Our umbrellas can be used with almost all of our thermoplastic, wood, and recycled plastic square and round tables.

- All umbrellas are non-returnable

758 UltraSite Umbrella

- Anodized aluminum pole with 3-position tilt
- (8) 3/8" diameter zinc plated steel spring wire
- Your choice of manual or crank lift
- Alternating color panels available with upcharge
- Umbrella post diameter 1-5/8" O.D.

758A-75

7-1/2' Grade A Textilene
Open Weave



758B-75

7-1/2' Grade B Textilene
Closed Weave



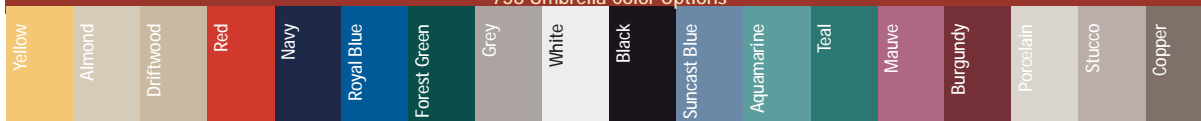
758A-75 Umbrella Color: Navy, Royal Blue, Forest, Yellow, Almond, Driftwood, Red, Grey, White, and Black

758B-75 Umbrella Color: Navy, Royal Blue, Suncast Blue, Forest Green, Teal, Aquamarine, Stucco, Mauve, Burgundy, Copper, Porcelain, Grey, White, and Black



758A-75

758 Umbrella Color Options



MUV UltraSite Umbrella

- Wooden pole
- Manual lift system
- Threaded coupling
- Vented top
- Machine washable cover

MUV-70

7' Diameter
Acrylic Fabric




MUV-90

9' Diameter
Acrylic Fabric



Umbrella Color: Navy, Pacific Blue, Capri, Sky Blue, Blue, Forest Green, Spa, Buttercup, Tangerine, Natural, Antique Beige, Jockey Red, Burgundy, Brown, and Black

MUV Umbrella Color Options



MUV-70

7GC UltraSite Umbrella

The unique fiberglass support rib construction ensures strength, resilience, and durability and holds up to the harshest weather conditions – intense sunlight, high winds, salt air, and driving rain – and will not decay or lose its shape. Our flexible fiberglass ribs absorb wind gusts without breaking and last four to five times longer than traditional steel or wood ribbed umbrellas.

- Two piece pole construction
- (6) 3/8" diameter fiberglass ribs
- Molded nylon joints and end tips
- .065" thick aluminum pole
- Anodized and powder-coated finishes
- Crank lift mechanism
- Top with valance in vinyl coated weave only
- Each umbrella weighs 15 lbs (plus cartoning)
- Umbrella post diameter 1-1/2" O.D.
- Alternating colors are not available



Underside of the 7GC



7GCRW



7GCRA

7GC Umbrella Color Options



7G-CRW

7-1/2' Diameter
White Aluminum Pole

7G-CRC

7-1/2' Diameter
Champagne Aluminum Pole

7G-CRA

7-1/2' Diameter
Bright Aluminum Pole

Umbrella Color: Red, Forest Green, Antique Beige, Pacific Blue, Black, Burgundy, Yellow, Natural, and Navy.



G699SM Crowd Barrier Flat Feet



G699P Crowd Barrier Arched Feet

G699 Crowd Barriers

These crowd barriers offer a system that is easy to move and set up for any event. The traditional crowd barrier is constructed using 1-1/2" galvanized steel tubing with 1/2" spacers. Crowd Barriers are available in sections approximately 8' in length and approximately 3' 6" in height. Sections can be easily connected using interlocking hinges. Both flat feet and arched feet options are available and are constructed of galvanized steel.

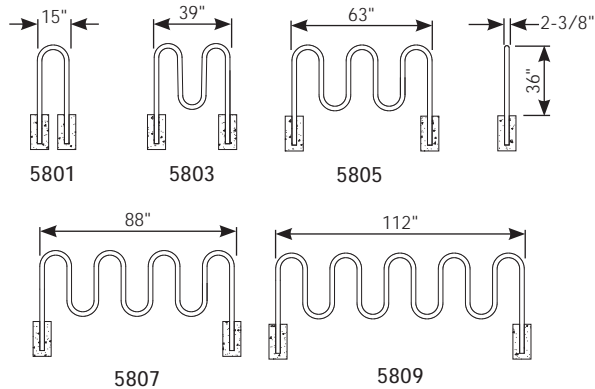
- 1-1/2" O.D. post
- 1/2" O.D. rung bars
- Each section weighs approximately 57 lbs.
- Flat feet or arched feet available

| 8 FT | Flat Feet | Arched Feet |
|------|-----------|-------------|
| | G699SM | G699P |


5800 Contemporary Loop Bike Rack

The contemporary loop bike rack is all one-piece with no assembly required. Available as inground (S) or surface mount (SM).

- 2-3/8" O.D. steel tubing
- Available as hot-dip galvanized or optional powder-coat finish



| 5801 | 5803 | 5805 | 5807 | 5809 | 5811 |
|---------|---------|---------|---------|----------|----------|
| 1 Loop | 3 Loop | 5 Loop | 7 Loop | 9 Loop | 11 Loop |
| 1'3" | 2'3" | 5'3" | 7'3" | 9'3" | 11'3" |
| 2 Bikes | 5 Bikes | 7 Bikes | 9 Bikes | 11 Bikes | 13 Bikes |



5807S 7-Loop Contemporary Loop Bike Rack



5020S
5020SM

The Horizons Rack

A balance of modern design and security.

- Capacity up to 2 Bikes
- 37" high x 42" wide
- Framework is 2" Square x 11 gauge steel tubing
- Surface Mount (SM) and Inground Mount (S) options
- Powder-coated color



5000S
5000SM

The Solstice Rack



Blending elegance with practicality.

- Capacity up to 2 Bikes
- 37" high x 42" wide
- Framework is 1.9" O.D. round x 11 gauge steel tubing
- Surface Mount (SM) and Inground Mount (S) options
- Powder-coated color



5040S
5040SM

The Hitch Rack

A classic Bollard-Style Rack for settings tight on space.

- Capacity up to 2 Bikes
- 36" high x 20" wide
- 2-3/8" O.D. 12 gauge steel tubing
- Rings are 1-5/16" x 14 gauge zinc tubing
- Surface Mount (SM) and Inground Mount (S) options
- Powder-coated color



What makes our bike racks unique?

UltraSite's collection provides bike racks that are both functional and decorative for any public setting. The offering includes traditional bike racks, as well as newly engineered racks that meet the recommendations of the Association of Pedestrian and Bicycle Professionals (APBP). These newly designed racks are manufactured to require minimal space and allow for bikes to be supported at two points which helps prevent damage and theft to patrons' bicycles.



5905P 5' Traditional Double-Sided Bike Rack

The APBP currently recommends bicycle racks that meet the following criteria:

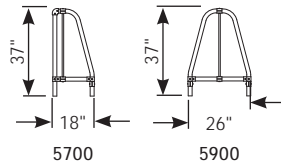
- Supports the bicycle in at least two places, preventing it from falling over
- Allows locking of the frame and one or both wheels with a U-lock
- Is securely anchored to ground
- Resists cutting, rusting and bending or deformation

The steel framework used in the UltraSite bike rack line is supplied by Allied Tube which delivers one of the industry's most durable protective coatings. See page 91.

5700 5900 Traditional Bike Racks

The traditional Single and Double-Sided bike racks are constructed using 1-5/8" zinc tubing with 5/8" spacers. Components are assembled using heavy stamped clamps. Bike racks available in 5', 8', and 10' with optional add-ons to extend bike rack. Available as inground (S), portable (P), or surface mount (SM).

- 1-5/8" O.D. post
- Heavy-duty casted clamps
- 5/8" O.D. rung bars
- All zinc plated hardware
- UPS shipping available for one
- 5' or 8' bike rack (galvanized only)



5705 5' Traditional Single-Sided Bike Rack

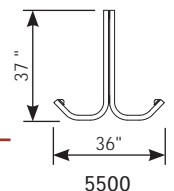
| | | | | | | |
|--------|----------|-------------|----------|-------------|----------|--------------|
| Single | 5705 | 5705AO | 5708 | 5708AO | 5710 | 5710AO |
| | 5' | 5' (Add-on) | 8' | 8' (Add-on) | 10' | 10' (Add-on) |
| | 5 Bikes | 5 Bikes | 8 Bikes | 8 Bikes | 10 Bikes | 10 Bikes |
| Double | 5905 | 5905AO | 5908 | 5908AO | 5910 | 5910AO |
| | 5' | 5' (Add-on) | 8' | 8' (Add-on) | 10' | 10' (Add-on) |
| | 10 Bikes | 10 Bikes | 16 Bikes | 16 Bikes | 20 Bikes | 20 Bikes |

5700 Single-Sided Bike Rack

5500 Modern Bike Rack

The modern double-sided bike rack is a larger capacity bike rack. The unit is constructed using 1-5/8" zinc tubing with 5/8" rung bars and a galvanized finish. Bike racks available in 5', 8' and 10' lengths. One 5' or 8' bike rack can ship UPS. Available as portable only.

- 1-5/8" O.D. post
- Heavy-duty casted clamps
- 5/8" O.D. rung bars
- All zinc plated hardware



| | | |
|----------|----------|----------|
| 5503-5 | 5503-8 | 5503-10 |
| 5' | 8' | 10' |
| 10 Bikes | 16 Bikes | 20 Bikes |



5503-8 8' Modern Double-Sided Bike Rack



5030 Flare Rack

5030 Flare Rack

- Capacity up to 2 Bikes
- 38-7/16" high x 26-1/4" wide
- Framework is 2-3/8" O.D. pipe
- Surface Mount (SM) and Inground Mount (S) options



5603 3-Loop Hanger Rack

5603/5604/5605 Hanger Rack

- 3, 4, and 5 loop options
- Round Tubing
- Powder-coat color
- Surface Mount and/or Portable



The
Bike
Rack
Collection

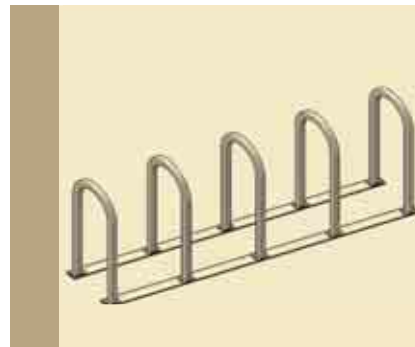
5821 Inverted Rack

- Round or Square Tubing available
- 36" high x 17" wide
- Powder-coat color
- Surface Mount (SM) or Inground Mount (S)



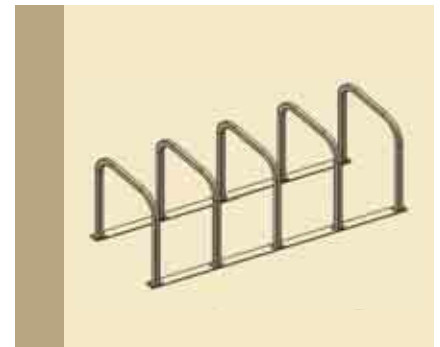
5821D Deluxe Inverted Rack

- Round or Square Tubing Available
- 36" high x 30" wide
- Powder-coat color
- Surface Mount (SM) or Inground Mount (S)



5801/5821 Inverted Series

- 2, 3, 4, and 5 loop options
- Round or Square Tubing available
- Powder-coat color
- Surface Mount Only



5801D/5821D Deluxe Inverted Series

- 2, 3, 4, and 5 loop options
- Round or Square Tubing available
- Powder-coat color
- Surface Mount Only

| Standard | 5801-2 | 5801-3 | 5801-4 | 5801-5 |
|----------|---------|---------|---------|---------|
| | 3' | 5.5' | 8' | 10.5' |
| | 2 Loops | 3 Loops | 4 Loops | 5 Loops |
| Deluxe | 5801D-2 | 5801D-3 | 5801D-4 | 5801D-5 |
| | 3' | 5.5' | 8' | 10.5' |
| | 2 Loops | 3 Loops | 4 Loops | 5 Loops |

| Standard | 5821-2 | 5821-3 | 5821-4 | 5821-5 |
|----------|---------|---------|---------|---------|
| | 3' | 5.5' | 8' | 10.5' |
| | 2 Loops | 3 Loops | 4 Loops | 5 Loops |
| Deluxe | 5821D-2 | 5821D-3 | 5821D-4 | 5821D-5 |
| | 3' | 5.5' | 8' | 10.5' |
| | 2 Loops | 3 Loops | 4 Loops | 5 Loops |



285
SQ. INCH
Cooking Surface

612

300
SQ. INCH
Cooking Surface

600H-D

612 600 Fire Rings

612 Multi-Functional Fire Ring

The multi-functional fire ring and grill has 285 square inches of cooking area.

- Durable rust-resistant, high-temp, black powder-coat firebox
- Permanently mounted 4-level adjustable cooking grate with cool-coil handles
- 7 gauge outer wall with 1" safety lip
- Staple anchors are included for a permanent inground mount
- All MIG welded

600 Fire Ring

The fire ring with grate has a 300 square inch cooking area. Fire ring only and ADA accessible double fire ring available.

- Durable rust-resistant, high-temp, black powder-coat firebox
- 7 gauge outer wall with 1" safety lip
- Cooking grate is permanently attached with a cool-coil handle
- Grate flips back for easy clean-up and fire building
- Staple anchors are included for a permanent inground mount
- All MIG welded

| 7" High | 9" High | 18" High | 18" High w/Inner Ring |
|--------------------------------|--------------------------------|---------------------------------|---------------------------------|
| 612 | 612-9 | 612H | 612H-D |
| 32"Length 30"Deep 7"High | 32"Length 30"Deep 9"High | 32"Length 30"Deep 18"High | 32"Length 30"Deep 18"High |

| | | | | No Grate | |
|--------------------------------|--------------------------------|---------------------------------|---------------------------------|--------------|--------------|
| 7" High | 9" High | 18" High | 18" High w/Inner Ring | 7" Fire Ring | 9" Fire Ring |
| 600 | 600-9 | 600H | 600H-D | 601 | 601-9 |
| 32"Length 30"Deep 7"High | 32"Length 30"Deep 9"High | 32"Length 30"Deep 18"High | 32"Length 30"Deep 18"High | 7"High — | 9"High — |

627 621 Grills High-Capacity

627 Commercial Grill

The 627 grill is designed for commercial use with 1064 square inches of cooking area. Grill can be inground (S) or surface mount (SM). Standard with durable rust-resistant high-temp black powder-coat firebox.



1,064
SQ. INCH
Cooking Surface

- Cantilever Cooking Grate
- Grill measures: 28"L x 36"D x 10"H
- Grill features a double-flip-back cooking surface for easy cleaning
- 7 ga. base plate with 10 ga. side plates
- 4" sq. post support tubing
- All MIG Welded

| Inground | Surface Mount |
|----------|---------------|
| 627 | 627SM |

621 Bi-Level Grill

The 621 bi-level grill has 1,008 square inches of cooking area. Grill can be inground (S) or surface mount (SM).



1,008
SQ. INCH
Cooking Surface

- Durable rust-resistant, high-temp, black powder-coat firebox
- Includes a utility shelf with a 4-level adjustable cooking grate
- Grill measures: 28"L x 36"D x 10"H
- 4" square post with 1/4" gussets for additional support
- 7 ga. base plate w/10 ga. side walls
- All MIG Welded

| Inground | Surface Mount |
|----------|---------------|
| 621 | 621SM |



Grills Standard Capacity Rotating and Dual Grate

616 Rotating Flip-Back Grill

The 616 rotating flip-back grill has 280 square inches of cooking area.

- Grill measures 20"L x 14"D x 8"H
- Cooking grate has cool-coil handles and can be adjusted to 4 different levels
- Grate flips back for easy clean-up and fire building
- All MIG welded 7 ga. base plate with 10 ga. side plates
- Galvanized iron pipe post
- Post is inground mount
- Grill rotates a full 360°
- Durable rust-resistant high-temp black powder-coat firebox
- Optional hot-dip galvanized firebox



280
SQ. INCH
Cooking Surface

| | 2-3/8" post | 3-1/2" post | 2-3/8" post w/shelf | 3-1/2" post w/shelf | Single quantity can ship |
|------------|-------------|-------------|---------------------|---------------------|--------------------------|
| Standard | 616 | 616-3 | 616-U | 616-3-U | ups |
| Galvanized | 616G | 616G-3 | 616G-U | 616G-3-U | |

650 Dual Grate Grill

The 650 dual grate grill has 2 grates and 550 square inches of cooking area. The two support posts are 2-3/8" galvanized iron pipes.

- Grill measures 20"L x 28"D x 8"H
- 2-3/8" O.D. post
- 7 ga. base plate with 10 ga. side plate
- 4-level adjustable cooking grate has cool-coil handles
- All MIG welded
- Post is permanent inground mount
- Durable rust-resistant high-temp black powder-coat firebox
- Optional hot-dip (G) galvanized firebox



550
SQ. INCH
Cooking Surface

620/630 Rotating Grill

The 620 rotating grill has 280 square inches of cooking area while the 630 grill has 300 square inches.

- 620 measures 20"L x 14"D x 8"H, 630 measures 20"L x 15"D x 10"H
- 7 ga. base plate with 10 ga. side plate
- 2-3/8" O.D. post (Standard on the 620)
- 3-1/2" O.D. post (Recommended on the 630)
- 4-level adjustable cooking grate has cool-coil handles
- All MIG welded
- Post is inground mount
- Grill rotates a full 360°
- Durable rust-resistant, high-temp, black powder-coat firebox
- Optional hot-dip (G) galvanized firebox
- ADA grills have shorter posts



Single quantity can ship
ups

Up to
300
SQ. INCH
Cooking Surface

| | 280 Square Inch | | | 300 Square Inch | | |
|------------|-----------------|-------------|---------|-----------------|-------------|---------|
| | 2-3/8" post | 3-1/2" post | w/shelf | 2-3/8" post | 3-1/2" post | w/shelf |
| Standard | 620 | 620-3 | 620-U | 630 | 630-3 | 630-U |
| | 620H | 620H-3 | | | 630H-3 | |
| Galvanized | 620G | 620G-3 | 620G-U | 630G | 630G-3 | 630G-U |
| | 620HG | 620HG-3 | | | 630G-3 | |

632 Rotating Grill

The 632 grill has 300 square inches of cooking area.

- 7 ga. Base Plate with 10 ga. side plate
- 2-3/8" O.D. post (3-1/2" O.D. post recommended on the 632)
- Grill measures 20"L x 15"D x 10"H
- Cantilever cooking grate
- All MIG welded
- Post is inground mount
- Grill rotates a full 360°



300
SQ. INCH
Cooking Surface

| | 2-3/8" post | 3-1/2" post | 3-1/2" post |
|------------|-------------|-------------|-------------|
| Standard | 632 | 632-3 | 632H-3 |
| Galvanized | 632G | 632G-3 | 632HG-3 |

670 Lantern Hanger

This lantern hanger has a standard galvanized finish, and is available as an inground mount.

- End cap and lantern hook included
- 2-3/8" O.D. all MIG welded pipe
- Available as ADA accessible
- Powder-coated finish is optional

| Standard | ADA Accessible |
|----------|----------------|
| 670 | 670H |



670 Lantern Hanger



TR-32-CDR Round Trash Receptacle,
Cedar Recycled Plastic Planks
FT-32-TR Flat Top Lid

952SM-CDR6 6' Bench without back,
Cedar Recycled Plastic Planks, Black Frame



TRSQ-32-CDR Square Trash Receptacle,
Cedar Recycled Plastic Planks

Traditional Receptacles & Planters

The traditional trash receptacles are 2" x 4" planks in wood or recycled plastic. Lid and plastic liner optional.

- Available in 32 gallon size
- Inground mounting
- All zinc plated hardware



Flat Top Lid

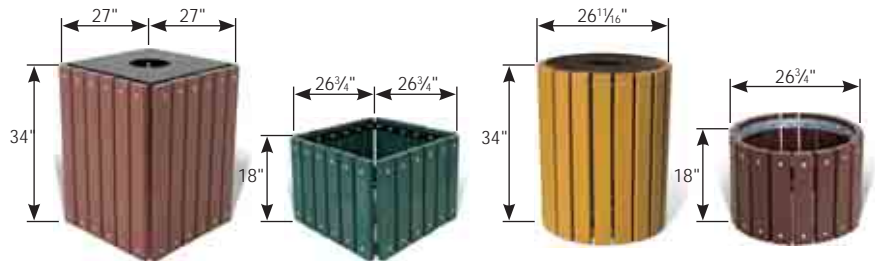
Ash Urn Lid

Rain Bonnet

FT-32-TRSQ


AU-32-TRSQ

RB-32-TRSQ



| SQUARE | Square Trash Receptacle | Square Planter | ROUND | Round Trash Receptacle | Round Planter |
|-------------|-------------------------|----------------|------------|------------------------|---------------|
| | TRSQ-32-U | SQ2418-U | | TR-32-U | RD2418-U |
| TRSQ-32-PT | SQ2418-PT | TR-32-PT | RD2418-PT | | |
| TRSQ-32-T | SQ2418-T | TR-32-T | RD2418-T | | |
| TRSQ-32-GRY | SQ2418-GRY | TR-32-GRY | RD2418-GRY | | |
| TRSQ-32-CDR | SQ2418-CDR | TR-32-CDR | RD2418-CDR | | |
| TRSQ-32-BRN | SQ2418-BRN | TR-32-BRN | RD2418-BRN | | |
| TRSQ-32-GRN | SQ2418-GRN | TR-32-GRN | RD2418-GRN | | |

Lids, Liners, and Mounting Kits sold separately



Wood Planks

Recycled Plastic Planks

Untreated (U)

Pressure Treated (PT)

Redwood Stain (T)

Gray (GRY)

Cedar (CDR)

Brown (BRN)

Green (GRN)



682-T Double-Sided Galvanized
Trash Receptacle, Holder & Chain

682 Galvanized Trash Receptacle

The galvanized trash receptacles and lids can be ordered separately or with inground post & holder(s). Post comes inground only.

- 3-1/2" O.D. Post
- 4" O.D. Adjustable Collar
- 1/2" Steel Bar

| | 30 Gallon Can | 30 Gallon Lid | Holder | Can, Holder & Chain |
|--------------|---------------|---------------|--------|---------------------|
| Single-Sided | G31 | L31 | 681 | 681-T |
| Double-Sided | | | 682 | 682-T |

IG KIT Inground Mounting Kit

Inground mounting kits are available on page 50

SM KIT Surface Mount Kit



See page 22 for full-size versions of our 940 series bench. Perfect for youth and adults.

940PPS-V3 3' Portable Diamond Pattern Preschool Bench, Red


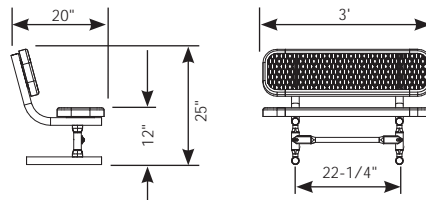


940PPS 3' Portable Preschool Bench

The 3' preschool bench with back has rounded corners with 12" high seating. This bench is available as portable (P) or inground (S).

- 1-5/8" O.D. all MIG welded pipe
- 1-1/16" O.D. brace (portable frame only)
- All stainless steel hardware

3' BENCH
Preschool
940PPS-V3
940PPS-P3



* See page 91 for color options.

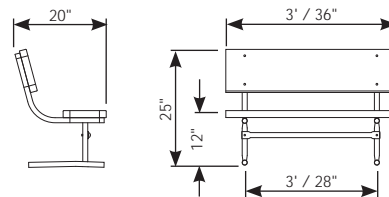


P257 Kid's Size Park Bench

257 Kid's Size Park Bench

The 257 kid's size park bench comes standard with durable red polyethylene planks and a green powder-coated frame. Seats and backs are 9" x 36" with 1-1/16" O.D. framework. This bench is portable.

- 1-1/16" O.D. all MIG welded pipe with 1-1/16" O.D. brace
- All zinc plated hardware



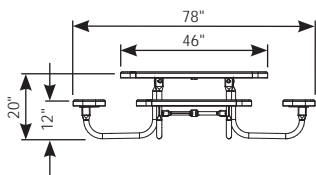


358PS Portable Preschool Table 


The Portable Preschool Table comes in a 46" octagon, round or square top with rounded corners. The Preschool Table is 20" high. This table is also available as a learning table with full alphabet and numbers 0-9 to complement your early childhood setting.

- 1-5/8" O.D. all MIG welded pipe with 1-1/16" O.D. brace
- Walk through design
- All stainless steel hardware

| 46" TABLE | Square | Octagon | Round | Learning Table |
|-----------|----------|-----------|-----------|----------------|
| | 358PS-P | 358PS-OP | 358PS-RDP | 358PS-PLP |
| | 358PS-V | 358PS-OV | 358PS-RDV | |
| | 358PS-VR | 358PS-OVR | | |
| | 358PS-PR | 358PS-OPR | | |



* See page 91 for color options.



358PS-PLP Learning Table

1.58 Rectangular Preschool Table



The Rectangular Preschool Table is available in 4', 6' & 8' lengths with rounded corners. The 20" high table has a 1-5/8" O.D. frame. This table is portable.


- 1-5/8" O.D. all MIG welded pipe with 1-1/16" O.D. brace
- Walk through design
- All stainless steel hardware

| | | | | | |
|--------|----------|--------|----------|--------|----------|
| 4 FOOT | 158PS-V4 | 6 FOOT | 158PS-V6 | 8 FOOT | 158PS-V8 |
| | 158PS-P4 | | 158PS-P6 | | 158PS-P8 |

Styles



(V) Expanded Metal



(P) Perforated Metal

* See page 91 for color options.



158PS-V6 6' Rectangular Preschool Table

557 Heavy-Duty 4' Preschool Table



P557-PE4G 4' Heavy-Duty Preschool Table



The 557 Heavy-Duty 4' Preschool Table comes standard with green polyethylene planks and blue powder-coated frame. Seats are 9" x 48" planks and table top is 30" x 48". The 20" high preschool table is portable.

- 1-5/8" O.D. all MIG welded pipe with 1-1/16" O.D. brace
- Walk through design
- All zinc plated hardware

357 46" Preschool Table



The 357 Preschool Table is made with durable polyethylene planks with 1-1/16" O.D. framework. Seats are 9" x 46" planks and table tops are 19" x 46". This table is portable.

- 1-1/16" O.D. all bolt together frame with 1-1/16" O.D. brace
- Walk through design
- All zinc plated hardware




| | |
|----------------------------|----------------------------------|
| Green Planks Zinc Frame | Multi-Color Planks Zinc Frame |
| 357 | 357-MC |

| | |
|------------------------------|------------------------------------|
| Green Planks Yellow Frame | Multi-Color Planks Yellow Frame |
| P357-G | P357-MC |



PCY357-MC 46" Preschool Table



357 3' Preschool Table

5-YEAR
WARRANTY



LR-0315AS 3-Row x 15' Bleacher

LR Low Rise Bleachers

Economic portable seating perfect for a variety of venues

Standard Features:

- 3 And 4 row units
- 6" Rise/24" tread
- 10" Seat planks
- 12" front row seat height
- Available in 15', 21', and 27' lengths
- Aluminum frame
- Single footboards

Additional Options:

- Galvanized frame
- Double footboards
- Mud sills (wood sleepers)
- Rubber bumpers
- Tip N Roll (3 and 4 row units)

| Aluminum Frame | Galvanized Frame | Seats | Rows | Length | Depth | Guardrail | Towable |
|----------------|------------------|-------|------|--------|-------|-----------|---------|
| LR-0315AS | LR-0315GS | 30 | 3 | 15' | 5'-0" | X | X |
| LR-0321AS | LR-0321GS | 42 | 3 | 21' | 5'-0" | X | X |
| LR-0327AS | LR-0327GS | 54 | 3 | 27' | 5'-0" | X | X |
| LR-0415AS | LR-0415GS | 40 | 4 | 15' | 7'-0" | X | X |
| LR-0421AS | LR-0421GS | 56 | 4 | 21' | 7'-0" | X | X |
| LR-0427AS | LR-0427GS | 72 | 4 | 27' | 7'-0" | X | X |

NRS National Rep Bleachers



Transport Kit Available

Quality, economical stationary bleacher seating. Ships in 7 days or less!

5-YEAR
WARRANTY

Standard Chain Link Guardrail on 4 Row & Higher Units



Standard Features:

- 2, 3, 4, 5, 8, 10 and 15 row units
- 8" Rise/24" tread
- 10" Seat plank
- 17" front row seat height
- Available in 15', 21', and 27' lengths
- Aluminum frame
- Chain link guardrail on rows 4 and higher
- Aisle with handrails

Additional Options:

- Galvanized frame
- Aluminum or galvanized vertical picket guardrail
- Ada
- Mud sills (wood sleepers)
- Towable (5 row and higher)
- Rubber bumpers
- Tip N Roll (2 and 3 row units)

| Alum. Frame | Galv. Frame | Seats | Rows | Length | Depth | Guardrail | Towable |
|-------------|-------------|-------|------|--------|-------|------------|---------|
| NR-0215AS | NR-0215GS | 20 | 2 | 15' | 3'0" | X | X |
| NR-0221AS | NR-0221GS | 28 | 2 | 21' | 3'0" | X | X |
| NR-0227AS | NR-0227GS | 36 | 2 | 27' | 3'0" | X | X |
| NR-0315AS | NR-0315GS | 30 | 3 | 15' | 5'0" | X | X |
| NR-0321AS | NR-0321GS | 42 | 3 | 21' | 5'0" | X | X |
| NR-0327AS | NR-0327GS | 54 | 3 | 27' | 5'0" | X | X |
| NR-0415AS | NR-0415GS | 40 | 4 | 15' | 7'0" | Chain Link | X |
| NR-0421AMC | NR-0421GMC | 56 | 4 | 21' | 7'0" | Chain Link | X |
| NR-0427AMC | NR-0427GMC | 72 | 4 | 27' | 7'0" | Chain Link | X |
| NR-0515AMC | NR-0515GMC | 50 | 5 | 15' | 9'5" | Chain Link | • |
| NR-0521AMC | NR-0521GMC | 70 | 5 | 21' | 9'5" | Chain Link | • |
| NR-0527AMC | NR-0527GMC | 90 | 5 | 27' | 9'5" | Chain Link | • |
| NR-0815AMC | NR-0815GMC | 80 | 8 | 15' | 15'2" | Chain Link | • |
| NR-0821AMC | NR-0821GMC | 112 | 8 | 21' | 15'2" | Chain Link | • |
| NR-0827AMC | NR-0827GMC | 144 | 8 | 27' | 15'2" | Chain Link | • |

LU Universal Bleachers

LU-0415AS 4-Row x 15' Bleacher



Perfect for Indoor Use Too!

Portable, low maintenance bleacher seating

Standard Features:

- 3, 4, and 5 row units
- 6" rise/24" tread
- 12" seat planks
- 12" front row seat height
- Available in 15', 21', and 27' lengths
- Aluminum frame
- Single footboards

5-YEAR
WARRANTY

Additional Options:

- Galvanized frame
- Double footboards
- Aluminum or galvanized vertical picket guardrail
- Chain link guardrail on 5 row units
- Mud sills (wood sleepers)
- Rubber bumpers
- Tip N Roll (3 and 4 row units)

Ask About
48 Hour Quick-Ship
Bleachers

| Aluminum Frame | Galvanized Frame | Seats | Rows | Length | Depth | Guardrail | Towable |
|----------------|------------------|-------|------|--------|-------|-----------|---------|
| LU-0315AS | LU-0315GS | 30 | 3 | 15' | 5'0" | X | X |
| LU-0321AS | LU-0321GS | 42 | 3 | 21' | 5'0" | X | X |
| LU-0327AS | LU-0327GS | 54 | 3 | 27' | 5'0" | X | X |
| LU-0415AS | LU-0415GS | 40 | 4 | 15' | 7'0" | X | X |
| LU-0421AS | LU-0421GS | 56 | 4 | 21' | 7'0" | X | X |
| LU-0427AS | LU-0427GS | 72 | 4 | 27' | 7'0" | X | X |
| LU-0515ASC | LU-0515GSC | 50 | 5 | 15' | 9'6" | X | X |
| LU-0521ASC | LU-0521GSC | 70 | 5 | 21' | 9'6" | X | X |
| LU-0527ASC | LU-0527GSC | 90 | 5 | 27' | 9'6" | X | X |

Note

Please check your local codes to determine if guardrail assemblies are required in your community.

Shade

Ultimate protection from Nature's elements



40' x 70' Double Dome Shade, 14' Eave

UltraShade from UltraSite allows for the integration of shade in to community settings with a variety of styles. The line includes Hip Rectangle, Single-Post Pyramid, Square, Hexagon, Sail, Cantilevered, and custom shades available in a variety of sizes. All models are high-quality custom engineered and supported by excellent customer service.



1.800.458.5872 shadeandshelters.com

Use UltraShade in a variety of applications:

- Park Settings
- Schools
- Playgrounds
- Business Settings
- Bleachers
- Automotive Protection
- Athletic Courts



20' x 33' Hip Rectangle Shade, 12' Eave shown with Rain Forest Fabric and Green Frame

ultra-site.com

Shelter

Custom spaces for community places.



Gable Rectangle 2-Tier



Octagon 2-Tier



Octagon

Hexagon



Square 2-Tier



Square



Hip Rectangle



Gable Rectangle



Hexagon 2-Tier



1.800.458.5872 shadeandshelters.com

The UltraShelter line includes Square, Square 2-Tier, Gable Rectangular, Gable Rectangular 2-Tier, Hip Rectangular, Hexagon, Hexagon 2-Tier, Octagon, and Octagon 2-Tier, and custom designs in a variety of sizes.

Use UltraShelter in a variety of applications:

- Park Settings
- Schools
- Playgrounds
- Business Settings
- Bleachers
- Automotive Protection
- Athletic Courts
- Early Childhood Centers

Note: Please check local codes for wind and snow load requirements for your community.



By **ultra site**

BarkPark® The most affordable commercial-grade equipment available.

canine coat

BarkPark's proprietary CanineCoat provides slip-resistant traction, UV protection and resistance to vandalism and urine. Comfortable for pets' feet



BARK-XPKIT Expert Course features 9 products



BARK-ITKIT Intermediate Course features 6 products

BARK-NVKIT Novice Course features 4 products



canine coat

PBARK-410 Dog Walk

The Dog Walk enables dogs to walk or run up, across, and down the planks based on their individual level of balance and confidence. Mounts inground. Features Canine Coating on stepping surfaces.

NATURAL PLAYFUL



Choose Natural (green & tan) or Playful (blue & red) color palette



canine coat

PBARK-400 King of the Hill

The King of the Hill A-frame challenges dogs to walk or run up the incline and down the descent at their own pace and confidence level. Mounts inground.



PBARK-450 Rover Jump Over

The Rover Jump Over is an adjustable jump bar challenge for dogs of various size and skill levels. Mounts inground.



02-07-0057 Doggie Crawl (Green or Red only)

The Doggie Crawl tunnel is fun for pets to explore and features decorative openings for visibility. Mounts with ground spikes (included) or inground.



TBARK-430 Hoop Jump
The Hoop Jump is a progressive jump trainer for all breeds and abilities. Mounts Inground.



PBARK-440 Teeter Totter
The Teeter Totter offers challenge and fun for experienced dog park visitors. Mounts inground and features Canine Coating.



PBARK-420 Paws Table
The Paws Table provides a place for dogs to rest, have basic grooming, or practice commands. Mounts Inground and features Canine Coating.

Site Furnishings

The BarkPark® Site Amenities feature pet theme details to coordinate with BarkPark® equipment.



See page 9 for product details

TBARK-954-S6 Pooch Perch Bench



See page 22 for product details

PBARK-940P-P6 Sit & Stay Bench



See page 43 for product details

PBARK-358-RDP Chow Hound Table



See page 49 for product details

TBARK-PR-32 Tidy Up Trash Receptacle with optional FTR-32-08 lid and PL-32 liner

Products shown are available in green or blue to coordinate with BarkPark® color palettes.



PBARK-480 Leash Posts
The Leash Post keeps unused leashes off the ground. Mounts with ground spikes or anchor bolts.



PBARK-490 Pet Waste Station
The ideal solution for promoting healthy, waste-free communities. Encourages dog owners to pick up after their pets. Colors as shown. Ask about custom sign graphics.




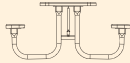
PBARK-470 Stepping Paws (Set of 5)
Stepping Paws are a fun balancing challenge. Adjustable installation distance between pods. Inground mounting.




PBARK-460 Flexible Weave Posts (Set of 6)
Flexible Weave Posts include six posts arranged on metal plates for easy alignment and installation. Flexible rubber stoppers provide smooth spring action for pet safety.

| | | Actual Size (L x W x H) | Weight |
|---------------|-----------------------------------|-------------------------|----------|
| PBARK-400 | King of the Hill | 127.5" x 30" x 48.25" | 240 lbs. |
| PBARK-410 | Dog Walk | 230.25" x 36" x 32" | 360 lbs. |
| PBARK-420 | Paws Table | 36" x 36" x 12 | 56 lbs. |
| TBARK-430 | Hoop Jump | 46.75" x 1" x 52.5" | 32 lbs. |
| PBARK-440 | Teeter Totter | 128" x 15" x 25.25" | 100 lbs. |
| PBARK-450 | Rover Jump Over | 78" x 42.5" x 30.5" | 75 lbs. |
| PBARK-460 | Weave Posts (Set of 6) | 132" x 3" x 26" | 84 lbs. |
| PBARK-470 | Stepping Paws (Set of 5) | 88.75" x 43.5" x 16.75" | 75 lbs. |
| PBARK-480 | Leash Post | 8" x 8" x 36.5" | 33 lbs. |
| 02-07-0057 | Doggie Crawl - Natural or Playful | 48" x 30" x 40" | 90 lbs. |
| TBARK-954-S6 | Pooch Perch Bench | 74" x 25" x 35" | 207 lbs. |
| PBARK-940P-P6 | Sit & Stay Bench | 72" x 24" x 34.5" | 109 lbs. |
| PBARK-358-RPD | Chow Hound Picnic Table | 78" x 78" x 30" | 197 lbs. |
| PBARK-490 | Pet Waste Station | 18" x 18" x 96" | 70 lbs. |
| TBARK-PR32 | Tidy Up Trash Receptacle | 23.5" x 23.5" x 30" | 77 lbs. |
| FTR-32-08 | Receptacle Flat Lid | 24" W | 7 lbs. |
| PL-32 | Liner | 21-7/8" W x 27-1/2" H | 8 lbs. |

Product Selection Guide

| PRODUCT NUMBER | PRODUCT NAME | PAGE |
|---|--|------|
|  <h2>Benches</h2> | | |
| BENCHES | THERMOPLASTIC | |
| 91 | Hamilton Bench | 11 |
| 92 | Hamilton Bench - no back | 11 |
| 700 | Straight Bench | 30 |
| 715 | Conversational & Independent Bench 15° | 31 |
| 730 | Conversational & Independent Bench 30° | 31 |
| 800 | Palmetto Bench | 6 |
| 815 | Conversational & Independent Bench 15° | 31 |
| 830 | Conversational & Independent Bench 30° | 31 |
| 922 | Savannah Bench | 7 |
| 932 | Mall Bench | 26 |
| 934 | Geometric Mall Bench | 26 |
| 940 | Extra Heavy-Duty Team Bench | 22 |
| 942 | Extra Heavy-Duty Team Bench - no back | 23 |
| 950 | Capri Bench | 29 |
| 953 | Food Court Chairs | 46 |
| 954 | Lexington Bench | 9 |
| 955 | Sierra Bench | 29 |
| 956 | Tall Food Court Chairs | 46 |
| 958 | Lexington Bench - no back | 9 |
| 961 | Single-Sided Bollard Style Bench | 29 |
| 962 | Double-Sided Bollard Style Bench | 29 |
| 964 | Charleston Bench | 8 |
| 965 | Contour Bench | 24 |
| 966 | Contour Bench - no back | 25 |
| 967 | Contour Bench - swing | 25 |
| 970 | Cantilevered Bench | 24 |
| 975 | Contour Cantilevered Bench | 27 |
| 976 | Contour Cantilevered Bench - no back | 27 |
| BENCHES | TRADITIONAL | |
| 940 | Extra Heavy-Duty Park/Team Bench | 55 |
| 942 | Park/Team Bench – no back | 56 |
| 952 | Bollard Style Park Bench - no back | 59 |
| 960 | Double-Sided Park Bench with back | 58 |
| 965 | Double Post Contour Park Bench | 57 |
| 970 | Cantilevered Park Bench | 56 |
| 975 | Single Post Contour Park Bench | 57 |
| 982 | Single-Sided Bench | 58 |
|  <h2>Tables</h2> | | |
| TABLES | THERMOPLASTIC | |
| 30 | Hamilton Table w/ Seats | 10 |
| 158 | Heavy-Duty Rectangular Table | 40 |
| BT158 | Heavy-Duty Bolt-Thru Rectangular Table | 41 |
| 230 | Portable Round Table | 38 |
| 238 | Extra Heavy-Duty Rectangular Table | 35 |
| 238-3 | Shelter Table | 36 |
| 238H-3 | ADA Shelter Table | 36 |
| 238U | Utility Table | 37 |
| BT238 | Extra Heavy-Duty Bolt-Thru Rectangular Table | 37 |
| 320 | Canopy Table | 44 |

| PRODUCT NUMBER | PRODUCT NAME | PAGE |
|---|--|------|
| 337 | Rectangular Single Pedestal Table | 44 |
| 338 | 46" Single Pedestal Table | 44 |
| 347 | Rectangular Dual Pedestal Table | 45 |
| 349 | Multi Pedestal Table | 45 |
| 349U | Utility Table | 45 |
| 358 | Square, Round, Octagonal Tables | 43 |
| 358-VC | Capri Seating | 39 |
| 360 | Tall Food Court Tables | 46 |
| 361 | Tall Food Court Tables | 46 |
| 362 | Ultra Bar Height Table | 38 |
| 363 | Ultra Standard Height Table | 39 |
| 364 | Hamilton Table | 10 |
| TABLES | TRADITIONAL | |
| 158 | Heavy-Duty Rectangular Table | 64 |
| BT158 | Heavy-Duty Bolt-Thru Rectangular Table | 65 |
| 238 | Extra Heavy-Duty Rectangular Table | 61 |
| 238-3 | Shelter Table | 62 |
| 238H-3 | ADA Shelter Table | 62 |
| BT238 | Extra Heavy Duty Bolt-Thru Rectangular Table | 63 |
| 337 | Single Pedestal Rectangular Table | 69 |
| 338 | Single Pedestal Table | 67 |
| 347 | Dual Pedestal Rectangular Table | 68 |
| 349 | Multi Pedestal Table | 69 |
| 358 | 48" Square Table | 67 |
|  <h2>Receptacles</h2> | | |
| RECEPTACLE | THERMOPLASTIC | |
| AUR-32/55 | Ash Urn Lid | 48 |
| Cable | 18" Cable | 50 |
| DT-32/55 | Square High Top Dome Lid | 49 |
| CH-32FT | Charleston Receptacle with Lid | 12 |
| EX-12AT | Ash Tray & Receptacle | 50 |
| EX-32/55 | Diamond Pattern Trash Receptacle | 49 |
| EX-32RE / PR-32RE | Standard Recycle Logo Receptacle | 49 |
| FTR-32/55 | Flat Top Lid | 48 |
| IGKIT | Inground Mounting Kit | 48 |
| LX-36 | Lexington Trash Receptacle | 8 |
| PL-32/55 | Receptacle Liner | 49 |
| PR-12 | Ash Tray | 50 |
| PR-12AT | Ash Tray & Receptacle | 50 |
| PR-32/55 | Perforated Trash Receptacle | 9 |
| RBR-32/55 | Rain Bonnet Lid | 48 |
| RT-32 | Round Dome Top Lid | 49 |
| RD2418 | Round Planter | 48 |
| SMKIT | Surface Mounting Kit | 48 |
| SQ2418 | Square Planter | 48 |
| SV-32 | Savannah Trash Receptacle | 7 |
| SV-R32 | Palmetto Trash Receptacle | 6 |
| W-32/55 | Wave Pattern Trash Receptacle | 49 |
| RECEPTACLE | TRADITIONAL | |
| 681 | Single-Sided Galvanized Trash Receptacle | 78 |
| 682 | Double-Sided Galvanized Trash Receptacle | 78 |
| TRSQ | Recycled Trash Receptacle | 78 |






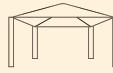
364-RDSD Hamilton Table with (2) 91-S2 Vertical Slat Chairs





940S-V6 6' Inground Extra Heavy-Duty Bench



358-GRN48 4-Seat Square Table with MUV-70 Umbrella

| PRODUCT NUMBER | PRODUCT NAME | PAGE |
|---|----------------------------|------|
|  Bike Racks | | |
| BIKE RACKS | | |
| 5000 | Solstice Rack | 73 |
| 5020 | Horizons Rack | 73 |
| 5030 | Flare Rack | 75 |
| 5040 | Hitch Rack | 73 |
| 5503 | Modern | 74 |
| 5603 | Hanger Rack | 75 |
| 5700 | Traditional Single-Sided | 74 |
| 5800 | Contemporary | 72 |
| 5801 | Inverted U Rack | 75 |
| 5801D | Deluxe Inverted U Rack | 75 |
| 5821 | Inverted U Series | 75 |
| 5821D | Deluxe Inverted U Series | 75 |
| 5900 | Traditional Double-Sided | 74 |
|  Bleachers | | |
| BLEACHERS | | |
| LR Series | Low Rise Bleachers | 82 |
| LU Series | Universal Bleachers | 82 |
| NR Series | Quick Ship Bleachers | 82 |
|  Grills | | |
| GRILLS | | |
| 600 | Fire Ring | 76 |
| 601 | Fire Ring – no grate | 76 |
| 612 | Multi-Functional Fire Ring | 76 |
| 616 | Rotating Flip-Back Grill | 77 |
| 620 | Rotating Grill | 77 |
| 621 | Bi-Level Grill | 76 |
| 627 | Commercial Grill | 76 |
| 630 | Rotating Grill | 77 |
| 632 | Rotating Grill | 77 |
| 650 | Dual Grate Grill | 77 |
|  Shade /Shelter | | |
| | UltraShade | 83 |
| | UltraShelter | 83 |

| PRODUCT NUMBER | PRODUCT NAME | PAGE |
|---|------------------------------|-------|
|  Early Childhood | | |
| EARLY CHILDHOOD | | |
| THERMOPLASTIC | | |
| 158PS | Rectangular Preschool Table | 81 |
| 358PS | Portable Preschool Table | 80 |
| 940PS | 3' Preschool Bench | 79 |
| POLYETHYLENE | | |
| 257 | Kid's Size Park Bench | 79 |
| 357 | Portable Preschool Table | 81 |
|  Specialty | | |
| SPECIALTY | | |
| 100 | Golf Range Dividers | 51 |
| 105 | Golf Range Dividers | 51 |
| 110 | Golf Bag Stand | 51 |
| 115 | Golf Bag Stand | 51 |
| G699P | Portable Crowd Barriers | 72 |
| G699SM | Surface Mount Crowd Barriers | 72 |
| 670 | Lantern Hangers | 77 |
| 758 | Umbrella | 71 |
| 7GC | Umbrella | 71 |
| MUV | Umbrella | 71 |
| BarkPark | Dog Agility Equipment | 84-85 |
|  Bollards | | |
| SPECIALTY | | |
| 2003 | Hampton Bollard | 17 |
| 2013 | Modern Bike Bollard | 17 |
| 2023 | Dover Bollard | 17 |
| 2100 | Cityscape | 16 |
| 2603 | Newport Bollard | 16 |
| 2613 | Rockland Bollard | 16 |
| 2623 | Shoreline Bollard | 17 |
| 2633 | Classic Bike Bollard | 17 |
| 2643 | Fairfax Bollard | 17 |
| 2803 | Safety Bollards | 17 |

Part Number Key

Frame Coating Type

- P = Powder-coat
- T = Thermoplastic
- G = Hot-Dipped Galvanized

Bench Example P940P-V8

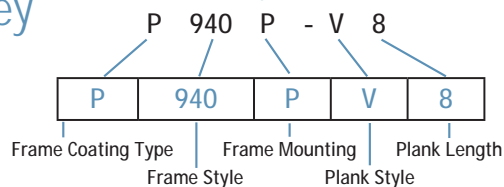
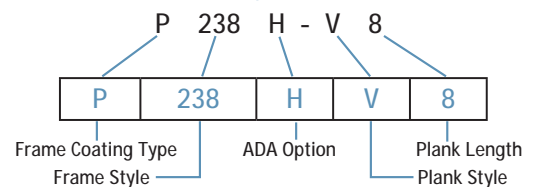


Table Example P238H-V8



Warranty

5-Year limited warranty

5-Year limited warranty on Thermoplastic coated elements. UltraSite guarantees all items for one full year to be free of defects in workmanship or materials when installed and maintained properly. We agree to repair or replace any items determined to be defective. Items specifically not covered by this warranty include vandalism, man made or natural disasters, lack of maintenance, normal weathering or wear, and tear due to public abuse.

Order Information

When ordering please include a brief description of all items. Be sure to include colors for UltraCoat and powder-coated surfaces. To assist UltraSite in entering orders properly, please fax, mail, or e-mail orders on your standard purchase order form. Quotes are good for 30 days.

GSA Contract

GSA pricing is available on several items. Contact our sales department for specific information at 1-800-458-5872.

Specifications

Due to UltraSite's continuous product improvement, we reserve the right to change specifications when necessary without notice.

Pricing

UltraSite strives to keep pricing as low as possible. However, should we encounter increases in our costs that are too large to absorb, we reserve the right to increase prices without notice.

Terms

Approved accounts net 30 days. Initial order requires payment in full before shipment. A finance charge of 1-1/2% per month will be applied to all delinquent accounts. We accept:




Freight Charges

Terms of sale are F.O.B. factory. UltraSite will prepay and add the freight to the invoice if requested to do so. All weights are approximate.

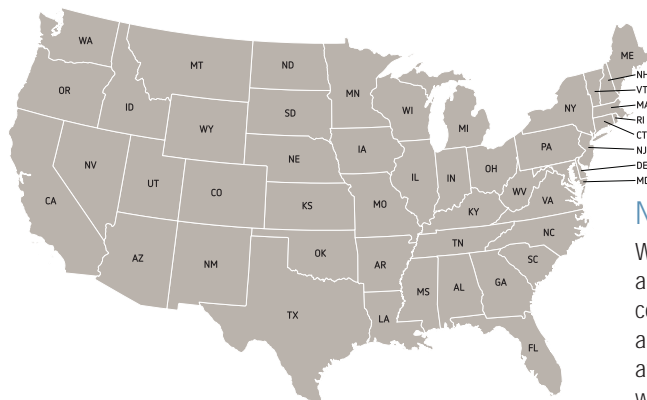
Damages

Damages or loss in transit is the responsibility of the carrier, whether visible or concealed. It is the responsibility of the recipient to assure that the order is received complete. Before signing the delivery receipt, inspect the shipment immediately and completely.



LX-36FT Lexington Trash Receptacle

91-S6 6' Hamilton Bench with back



Nationwide Installation

We offer affordable delivery and installation pricing in the continental USA. Any zip code, anytime! Call us to learn more at 800.458.5872 or visit www.ultraplay.com

Cancellations & Returns

Cancellations are only accepted with pre-approval from UltraSite. No merchandise shall be returned without a Return Goods Authorization number which is issued by customer service. Any authorized merchandise must be carefully packed and received in saleable condition. A restocking charge of up to 25% will be applied to all returned goods when the error is not the fault of UltraSite. All returns must be shipped freight prepaid.

Note any damages or shortages on the bill of lading. Damage reports must be filed within 10 days. UltraSite is NOT responsible for damages or loss in transit. Title to all goods passes to the customer at the time of shipment. UltraSite will assist in filing claims if the freight arrangements were made by UltraSite at your request.

Premium Collection Seat Styles

Flat Plate Steel

- 1" x 2" Rectangular support rail



- (S) Slat
• 3/16" x 1-1/2" flat plate



- (S)
Vertical Slat

Vertical Steel

- 1/4" x 1-1/2" flat plate



- (M) Morning
• 3/16" Laser cut flat plate



- (HS)
Horizontal Slat

Horizontal Steel

- 1/4" x 1-1/2" flat plate



- (B) Bow
• 3/16" x 1-1/2" flat plate



- (R)
Rod Style

Rod-Style

- 5/8" Steel Rods

Classic Furnishings Seat Styles

Die Formed Steel



- (V) Diamond
• Expanded Metal
• 3/4" opening
• 9-gauge material



- (W) Wave
• 12-gauge sheet steel



- (FB) Fiesta
• 12-gauge sheet steel



- (S) Slat
• 12-gauge sheet steel



- (P) Perforated
• 12-gauge sheet steel



Diamond & Perforated Metal



- (V) Diamond
• 9-gauge material
• Expanded metal
• Round corners
• 3/4" opening



- (VR) Diamond Rolled Edge
• 9-gauge material
• Expanded metal
• Rolled Edge
• 3/4" opening



- (PR) Perforated Rolled Edge
• Perforated metal
• Rolled corners
• 5/8" diameter punched pattern



- (P) Perforated
• Perforated metal
• Round corners
• 5/8" diameter punched pattern

Plank Styles and Color Options for Traditional Furnishings



Wood

- 2" x 10" and 2" x 4" planks
- Rounded edges

(U) Untreated

- Untreated #1 southern yellow pine

(PT) Pressure Treated

- #1 southern yellow pine
- Environmentally friendly (ACQ)
- Kiln dried before and after treatment

(T) Redwood Stain

- Untreated #1 southern yellow pine
- Sealed in redwood stain with wood preservative



238-PT6 6' Portable Rectangular Table


Aluminum

(A) Anodized

2" x 10" planks are used for table tops, seats, and backs on most products; 6063-T6 extruded aluminum alloy

Mill

2" x 10" planks are used for the walkways on most bleachers; 6063-T6 extruded aluminum alloy



238-A8 8' Portable Aluminum Heavy-Duty Rectangular Table

Recycled

- 2" x 10" and 2" x 4" planks
- Rounded edges



(GRY) Gray

100% recycled plastic planking with gray color

(CDR) Cedar


100% recycled plastic planking with cedar color

(BRN) Brown

100% recycled plastic planking with brown color

(GRN) Green

100% recycled plastic planking with green color



158-GRY8 8' Portable Gray Recycled Plastic Heavy-Duty Rectangular Table

Most 2" x 10" recycled plastic planking is reinforced with steel flat bars to prevent sagging and warping.



Color Selection Guide



UltraCoat Thermoplastic Colors

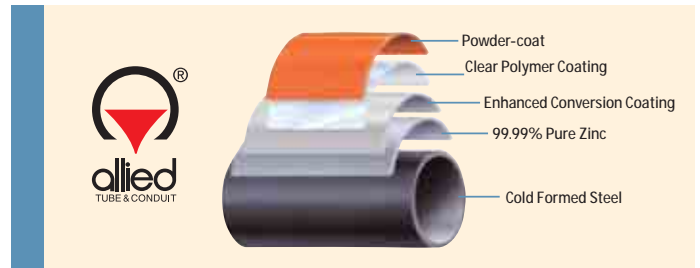
- Impact resistant
- Strong adhesion
- UV protection

Hot-Dip Galvanized

- Galvanized both inside and out
- Superior four-layer adhesion bond
- Excellent abrasion resistance
- Provides cathodic protection to the underlying steel
- Increases the useful life of steel



Galvanized



Standard Powder-Coat Colors

Uniform coating • Durability • High-quality • Attractive finish

The steel framework used in the UltraCoat product line is supplied by Allied Tube which delivers one of the industry's most durable protective coatings. UltraSite further enhances the durability by applying a superior powder-coat finish. The process provides five layers of protection from harmful environmental elements, with very little maintenance.



Premium Powder-Coat Colors

*Additional upcharge

* Ultra Silver Metallic

* Spartan Bronze Metallic

Ultra Blue

Matte Black

* Suede Speckled

* Stone Speckled

* Sand Speckled

* Silver Vain

* Blue Vain



ultra site™

A PLAYCORE Company



Specialty Items

ultra site™

800-458-5872

WWW.ULTRA-SITE.COM

A PLAYCORE Company

1675 Locust Street, Red Bud, IL 62278
618-282-8200 Fax: 618-282-8202



Like us on Facebook

